

# Telegram Facility in Miracle



❖ Points that will be covered in this document:

- Explanation of Telegram Facility
- Modules with Telegram Facility
- Telegram Facility Setup
- General Usage of Telegram
- Quick Login, Logout in Telegram and Reset Session
- Sending Sales Invoice via Telegram
- Telegram Reports

# Explanation of Telegram Facility



- ❖ Telegram is an online messaging app that works just like popular messaging apps, WhatsApp and Facebook Messenger.
- ❖ This means that we can use it to send messages to our friends or to our customers if we belong to the business.
- ❖ Just like WhatsApp facility, Miracle facilitates users with Telegram to attach and share different file formats like PDF, Excel, Word, JPG, PNG, etc to users.
- ❖ With Telegram facility, users will be able to send messages, invoices, reports, vouchers, ledger, outstanding reports to customers.
- ❖ Let us start.
  
- ❖ **Note**: User is requested to install Telegram app on mobile if not.

## Modules with Telegram Facility

❖ List of Voucher Types & Reports in which Telegram Facility is given:


- Sales / Purchase Invoice
- Sales / Purchase Return
- Bank / Cash Payment
- Bank / Cash Receipt
- Credit Note / Debit Note
- Journal Entry
- Report (A/c. Ledger. Receivable/ Payable )

**Note:** Whenever we see this **Telegram** button in the module, it has a telegram feature.

[illegible]

# Telegram Facility Setup







## Setup -&gt; Software Setup -&gt; Software Setup

Category	Description	Value
Software Setup	<b>Backup Options</b>	
	Auto Backup	Ask
	Daily/Monthly Backup	Daily
	Secure Backup against Ransomware	Yes
	<b>Language Options</b>	
	Multi Language Support Required	No
	Activation Key	Caps Lock
	Gujarati KeyBoard Layout	Phonetic
	Hindi KeyBoard Layout	Phonetic
	<b>Other Options</b>	
	Security Type	None
	Before Company Password Required?	No
	LAN Server Computer Name	DOC- [REDACTED]
	Temporary Path	Windows Default
	Company List	Default
	Default Search Type in Pop	List
	WhatsApp Facility Required	No
	<b>Telegram Option</b>	
	Telegram Facility Required ?	No
	<b>Android/IOS Synchronization Option</b>	
	Android/IOS Synchronization Required	No

Press **Enter** key to enable the facility.

T&C window will appear.

### Terms & Conditions

#### Telegram Facility Terms in Miracle Accounting Software

##### Terms & Conditions:

Please read the below terms of service carefully before activating this feature.

- Active Subscription is mandatory to use this feature.
- To prevent phishing, spam and other kinds of abuse and violations of Telegram's Terms of Service, Telegram's moderators may check messages that were reported to them by their recipients. If a spam report on a message you sent is confirmed by our moderators, your account may be limited from contacting strangers - temporarily or permanently. In case of more serious violations, your account may be banned. These are the actions that Telegram takes and Miracle Accounting Software has no control or responsibility over it.

For detailed terms kindly refer official Telegram Website:

After waiting for 15 seconds, "I agree" button will be active, click "I Agree" button.

I Agree

I Disagree

## Setup -&gt; Software Setup -&gt; Software Setup

Category	Description	Value
Software Setup	<b>Backup Options</b>	
	Auto Backup	Ask
	Daily/Monthly Backup	Daily
	Secure Backup against Ransomware	Yes
	<b>Language Options</b>	
	Multi Language Support Required	No
	Activation Key	Caps Lock
	Gujarati KeyBoard Layout	Phonetic
	Hindi KeyBoard Layout	Phonetic
	<b>Other Options</b>	
	Security Type	None
	Before Company Password Required?	No
	LAN Server Computer Name	
	Temporary Path	
	Company List	
	Default Search Type in Popup/Report	
	WhatsApp Facility Required ?	
	<b>Telegram Option</b>	
	Telegram Facility Required ?	Yes
	Telegram Mobile No. (Only Mobile No - 10 Digits)	
	Telegram Session	Windows Default
	<b>Android/IOS Synchronization Option</b>	
	Android/IOS Synchronization Required	No

Two new options will appear.

Insert mobile no. which is registered with user's telegram.

## Setup -&gt; Software Setup -&gt; Software Setup

Category	Description	Value
Software Setup	<b>Backup Options</b>	
	Auto Backup	Ask
	Daily/Monthly Backup	Daily
	Secure Backup against Ransomware	Yes
	<b>Language Options</b>	
		No
		Caps Lock
		Phonetic
		Phonetic
		None
		No
		No
	<b>Telegram Option</b>	
	Telegram Facility Required ?	Yes
	Telegram Mobile No. (Only Mobile No - 10 Digits)	■■■■■■■■■■
	Telegram Session	Windows Default
	<b>Android/iOS Synchronization Option</b>	
	Android/iOS Synchronization Required	No

“Telegram Session” has **two** options,

1. **Windows Default** - In remote desktop, same mobile number will be used for telegram login.
2. **Miracle Default** – In remote desktop, different mobile number will be used for telegram login.

Select required one and save the changes.



# General Usage of Telegram

Master Transaction GST Report Utility Setup Exit Windows ENG M-Search

10 : Telegram Facility In Miracle  
2020-2021

**MIRACLE**  
Accounting Software  
[www.rkitsoftware.com](http://www.rkitsoftware.com)

Sales Invoice Purc. Invoice Cash/Bank Quick Entry

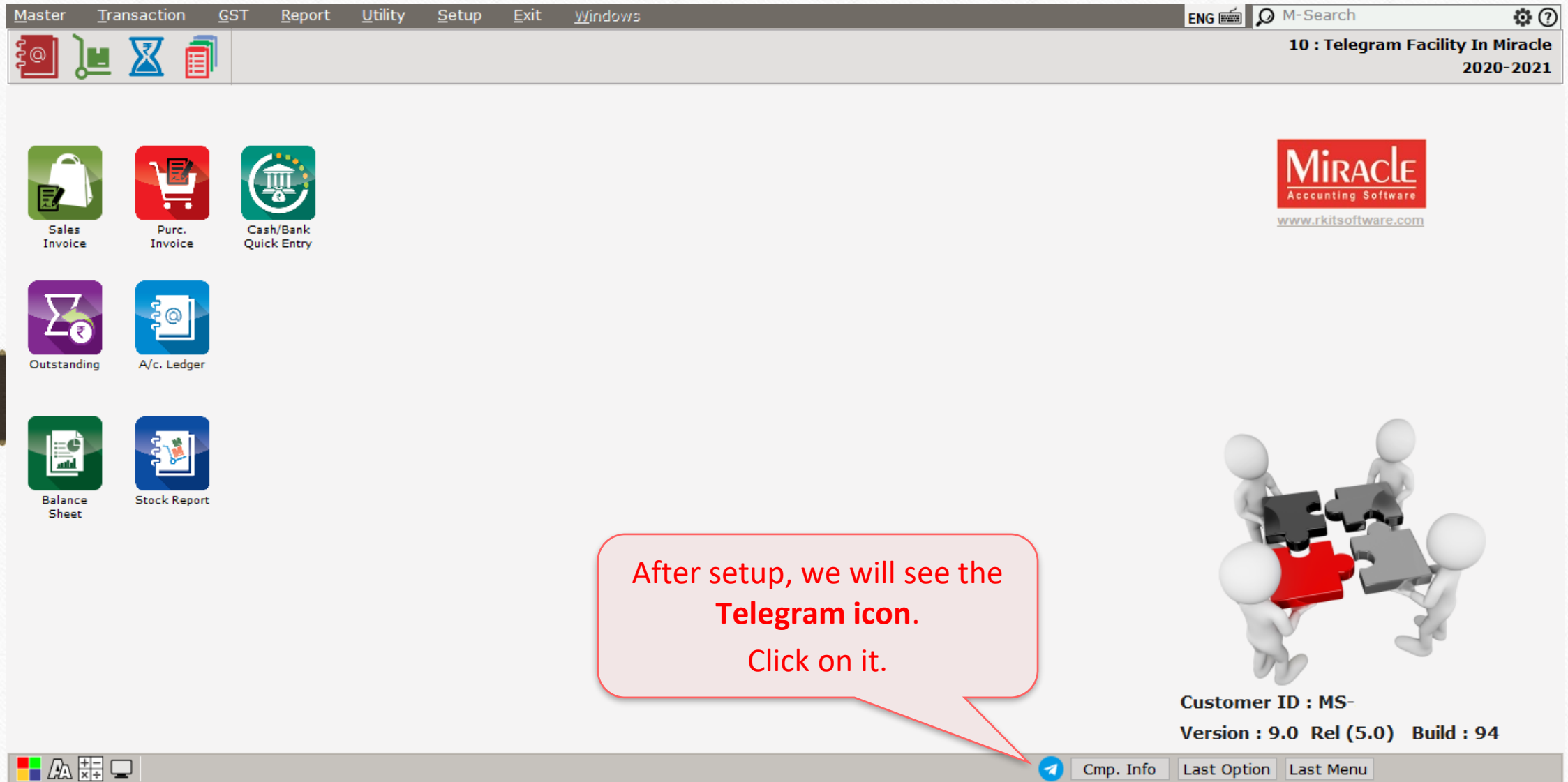
Outstanding A/c. Ledger

Balance Sheet Stock Report

After setup, we will see the **Telegram icon**.  
Click on it.

Customer ID : MS-  
Version : 9.0 Rel (5.0) Build : 94

Cmp. Info Last Option Last Menu

The screenshot shows the main menu of the Miracle Accounting Software. At the top is a menu bar with options: Master, Transaction, GST, Report, Utility, Setup, Exit, and Windows. To the right of the menu bar are language settings (ENG), a search icon, and the text 'M-Search'. Below the menu bar is a toolbar with icons for Sales Invoice, Purc. Invoice, Cash/Bank Quick Entry, Outstanding, A/c. Ledger, Balance Sheet, and Stock Report. In the center of the screen, there is a large red speech bubble with the text 'After setup, we will see the Telegram icon. Click on it.' pointing to a Telegram icon in the bottom right corner of the interface. The Telegram icon is a blue circle with a white paper plane. To the right of the Telegram icon, there is a section for customer information: 'Customer ID : MS-', 'Version : 9.0 Rel (5.0) Build : 94', and three buttons: 'Cmp. Info', 'Last Option', and 'Last Menu'. In the top right corner, there is a logo for 'MIRACLE Accounting Software' with the website 'www.rkitsoftware.com' below it. The bottom of the screen shows a standard Windows taskbar with icons for the Start menu, taskbar, and system tray.

1

Enter the **Mobile No.** of the receiver.

**Note:** Multiple numbers can be added by separating them with “,”.

2

We can use **Address Book** also.

3

Write up a message in **Message Body**.

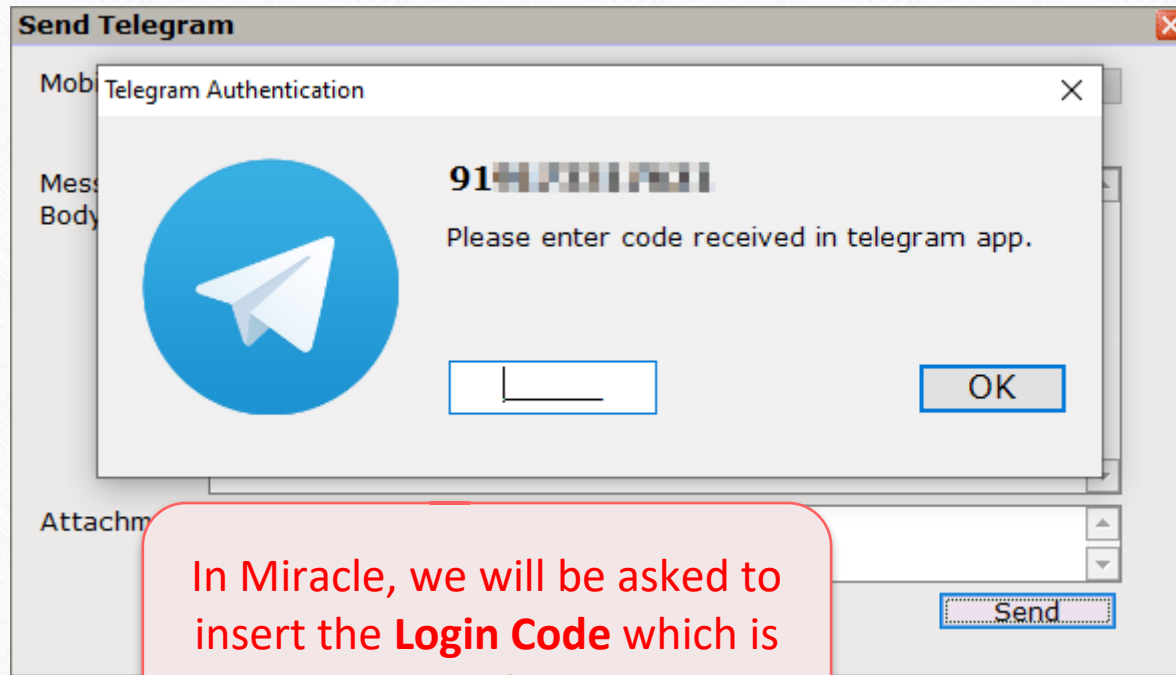
4

Attach file we want to send by clicking on **Add** button.

The screenshot shows a 'Send Telegram' dialog box with the following fields and buttons:

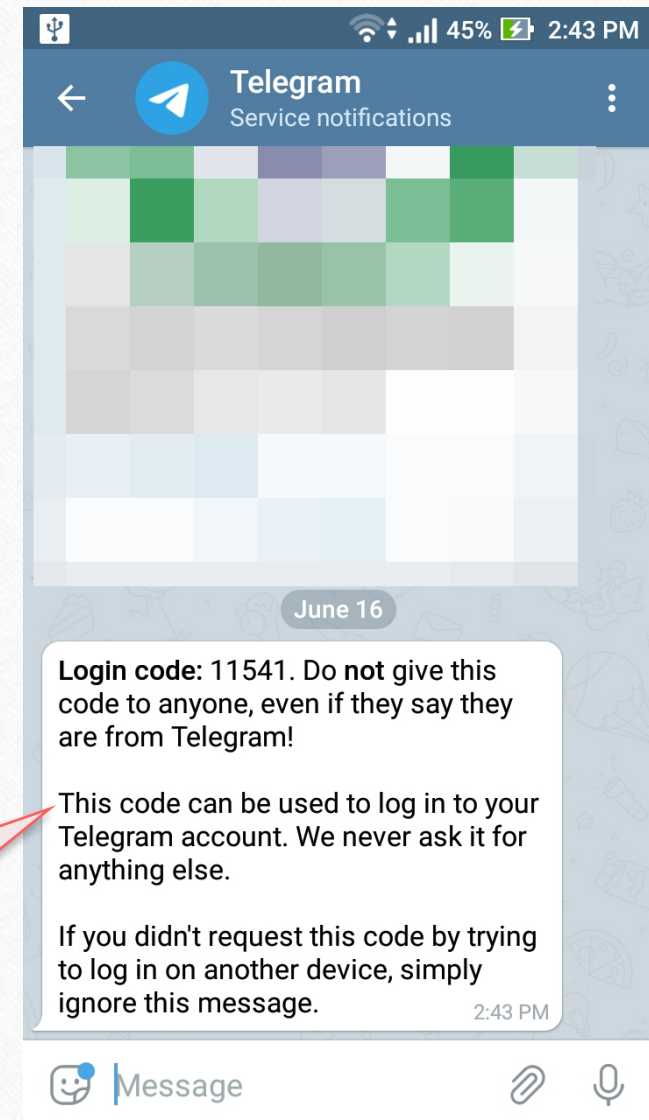
- Mobile No.:** A text input field containing a blurred number. To its right is a button labeled 'Address Book'.
- Message Body:** A text area containing the text 'This is a draft message.' and 'Thank You.'.
- Attachment:** A text input field containing the file path 'C:\USERS\WORDS.DOCX'.
- Buttons:** At the bottom, there are three buttons: 'Add' (highlighted with a red box), 'Remove', and 'Send' (highlighted with a blue box).

Click **Send** to deliver the message.



In Miracle, we will be asked to insert the **Login Code** which is sent in our Telegram app.

Received **Login Code** can be seen in the application.

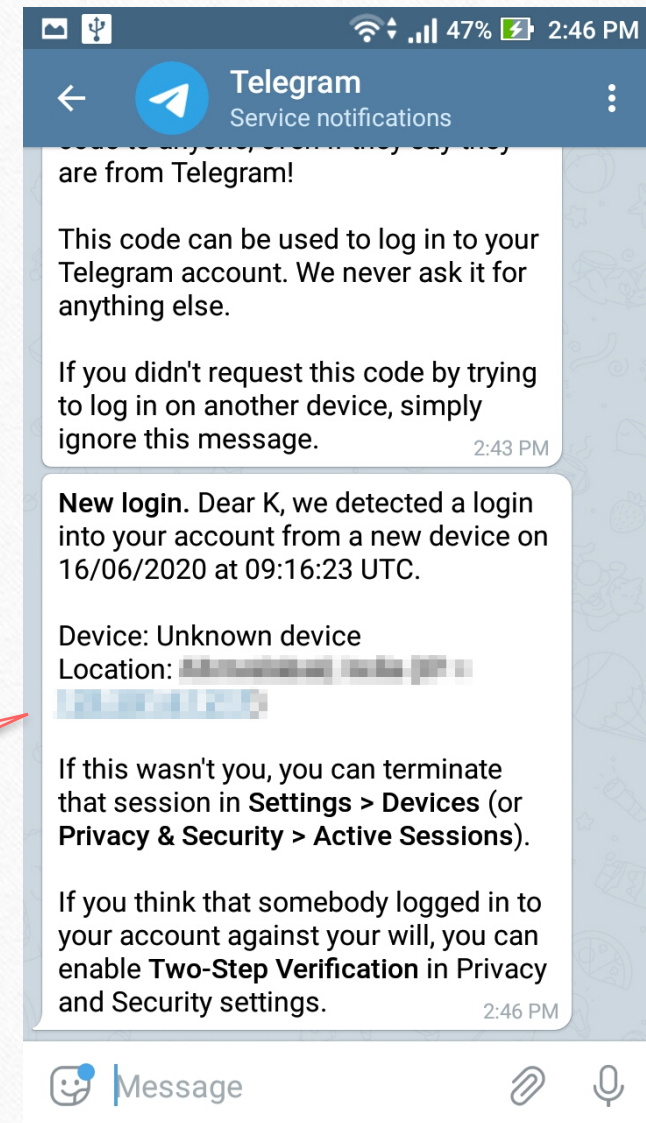


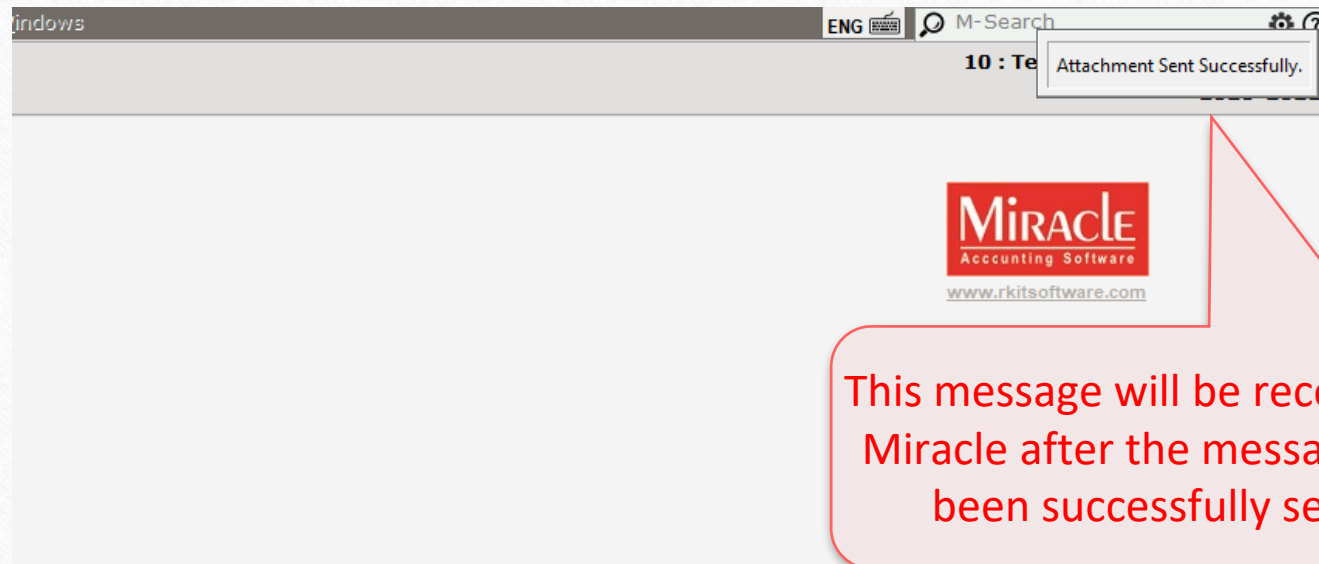




As we insert the code in  
Miracle...

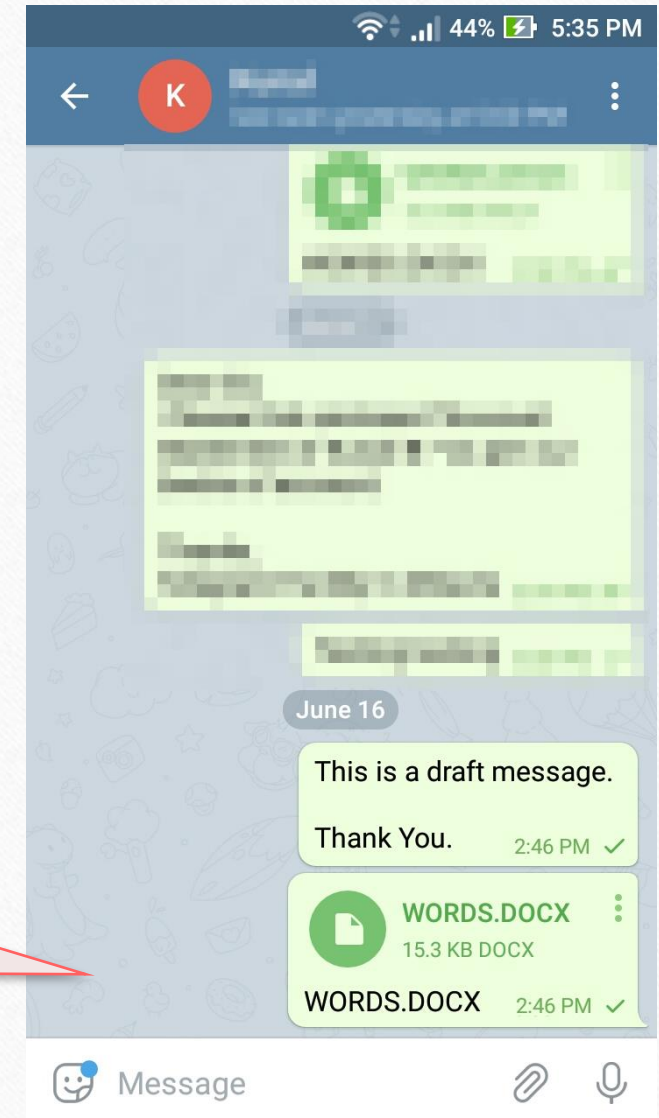
...we will receive a  
verification message of **New  
Login** in Telegram.





This message will be received in Miracle after the message has been successfully sent.

Here, we can see the sent message with attachment.



## Quick Login, Logout and Reset Session

The screenshot displays the main menu of the Miracle Accounting Software. The top menu bar includes options: Master, Transaction, GST, Report, Utility, Setup, Exit, and Windows. On the right, there is a language dropdown set to 'ENG', a search bar labeled 'M-Search', and a settings icon. Below the menu bar, a toolbar contains icons for various functions. The main area features a grid of functional icons: Sales Invoice, Purc. Invoice, Cash/Bank Quick Entry, Outstanding, A/c. Ledger, Balance Sheet, and Stock Report. The 'Miracle Accounting Software' logo and website 'www.rkitsoftware.com' are positioned in the upper right. A red speech bubble with white text provides instructions: 'After opening Miracle software, Right Click on the Telegram icon and click on Login.' In the bottom right corner, a Telegram icon is shown with a context menu open, highlighting the 'Login' option. Other menu items include 'Reset Session', 'Customer ID : MS-', 'Version : 9.0 Rel (5.0) Build : 125', and buttons for 'Cmp. Info', 'Last Option', and 'Last Menu'.

Master Transaction GST Report Utility Setup Exit Windows ENG M-Search ?

10 : Telegram Facility In Miracle  
2020-2021

**Miracle**  
Accounting Software  
[www.rkitsoftware.com](http://www.rkitsoftware.com)

Sales Invoice Purc. Invoice Cash/Bank Quick Entry

Outstanding A/c. Ledger

Balance Sheet Stock Report

After opening Miracle software,  
**Right Click** on the Telegram icon  
and click on Login.


Customer ID : MS-  
Version : 9.0 Rel (5.0) Build : 125

Login  
Reset Session  
Cmp. Info Last Option Last Menu




Master Transaction GST Report Utility Setup Exit Windows ENG M-Search ?


10 : Telegram Facility In Miracle  
2020-2021




Sales Invoice




Purc. Invoice




Cash/Bank Quick Entry




Outstanding



A/c. Ledger



Balance Sheet



Stock Report





We'll be login successfully.



Customer ID : MS-

Version : 9.0 Rel (5.0) Build : 125




 Cmp. Info
 Last Option
 Last Menu

Master Transaction GST Report Utility Setup Exit Windows ENG M-Search ?

10 : Telegram Facility In Miracle  
2020-2021

MIRACLE  
Accounting Software  
[www.rkitsoftware.com](http://www.rkitsoftware.com)

Sales Invoice Purc. Invoice Cash/Bank Quick Entry

Outstanding A/c. Ledger

Balance Sheet Stock Report

To logout, again **Right Click** on Telegram icon, and click on Logout.

Login  
Logout  
Reset Session

Customer ID : MS-  
Version : 9.0 Rel (5.0) Build : 125

Cmp. Info Last Option Last Menu

Master Transaction GST Report Utility Setup Exit Windows ENG M-Search

10 : Telegram Facility In Miracle  
2020-2021

MIRACLE  
Accounting Software  
[www.rkitsoftware.com](http://www.rkitsoftware.com)

Sales Invoice Purc. Invoice Cash/Bank Quick Entry

Outstanding A/c. Ledger


Balance Sheet Stock Report

If current session is interrupted due to internet connection or any other reason, then click on **Reset Session** to forcefully logout from the telegram.

Login  
LogOut  
**Reset Session**

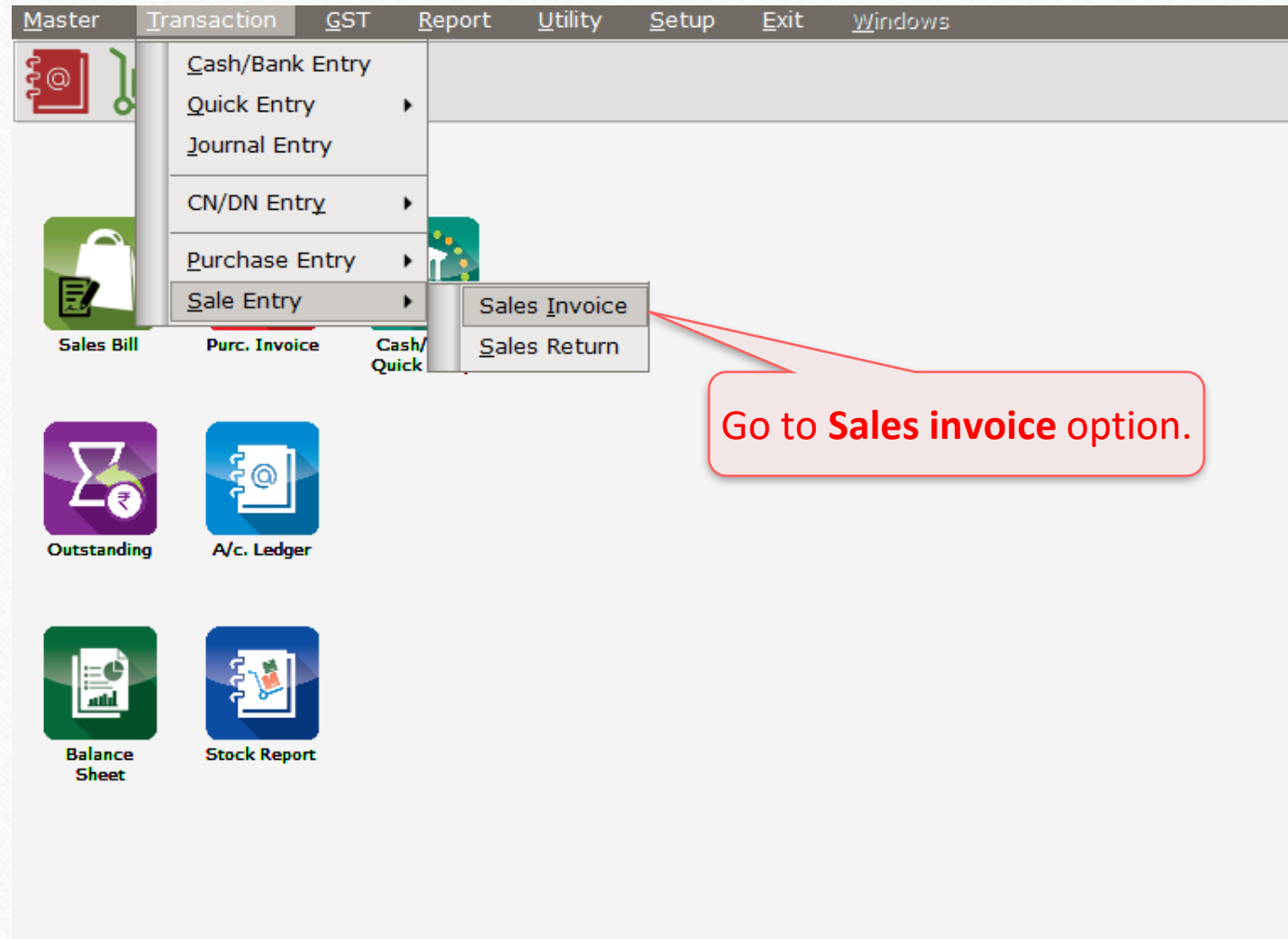
Customer ID : MS-  
Version : 9.0 Rel (5.0) Build : 125

Cmp. Info Last Option Last Menu



## Sending Sales Invoice via Telegram









Generated Messages	
Party Name	Mobile
* Hi-Tech Distributors	

The sales bill holder Party Name and Mobile will be fetched from account master.

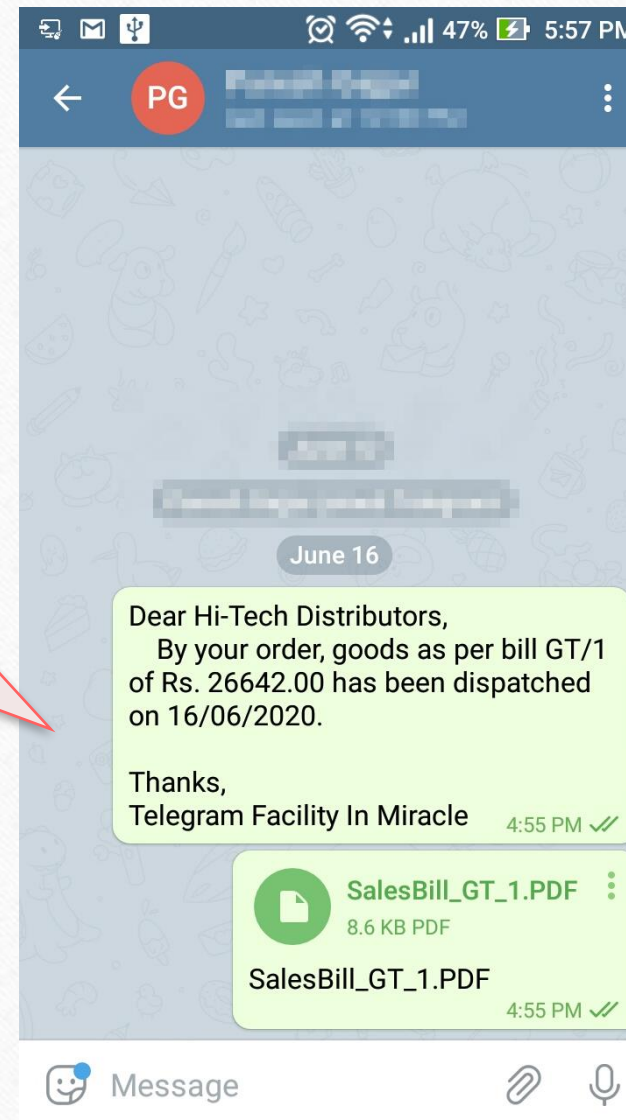
Click **Send** button to send the invoice.

Select Select All Invert Selection Detail Send Print



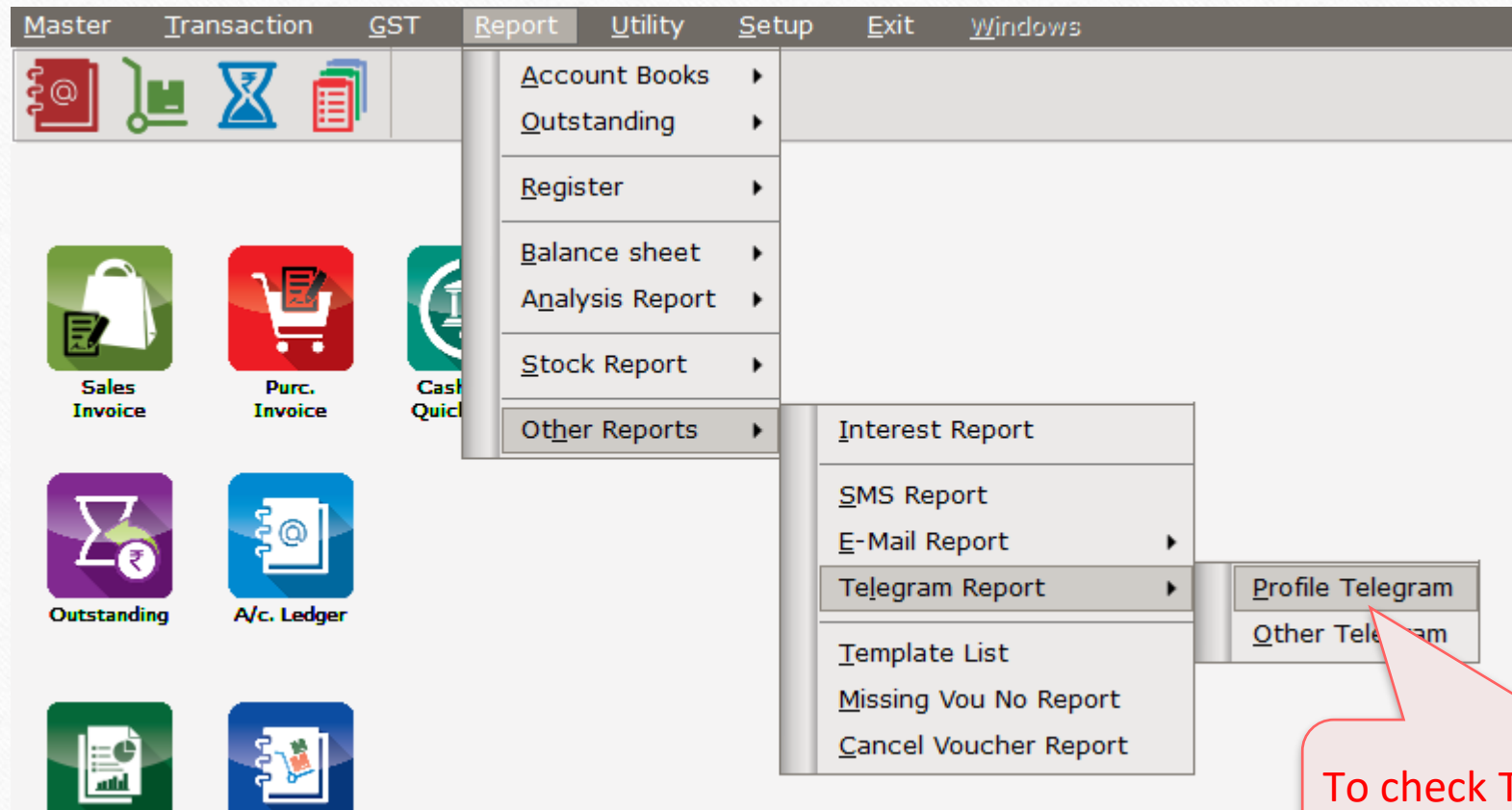
After clicking **Send**, the party will receive the message.  
The sales invoice is in PDF format, party can download it.

**Note:** In the same way, user can also send ledger, outstanding reports, collection letter and bank/cash receipt.



# Telegram Reports

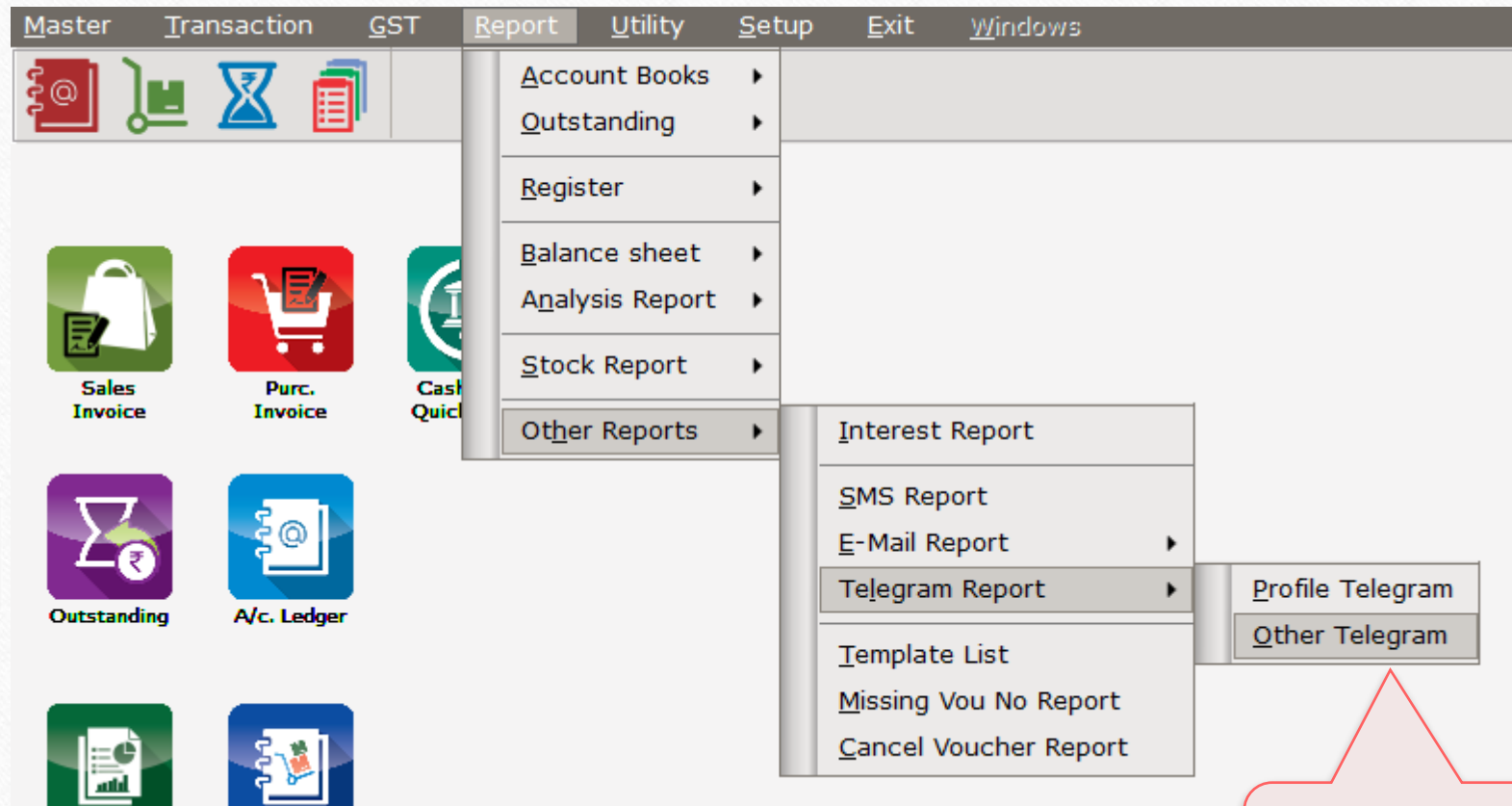
- ❖ Miracle Telegram facility comes with two report types:
  - Profile reports
  - Other reports
- ❖ Profile reports allow users to see Telegram log report (Ledger, Invoice etc.), Party name, Date, Time, Mobile number, and Sent status.
- ❖ Whenever, user sends message directly from general Telegram, those data will be shown in other reports.



To check Telegram reports, go to **Profile Telegram**.



All the **Profile Log Reports** are available here.



Go to **Other Telegram** to check other logs.

All the **Other Log Reports** are available here.

- As we have sent sales invoice via Telegram, user can send any of the voucher types or report where the telegram button appears at the bottom of the module.
- Telegram facility can make your tasks easier by providing instant option to send messages and files.



If you have any question(s) related to Telegram setup, feel free to contact your software vendor!



 <http://www.facebook.com/miracleaccount>

 <http://www.instagram.com/miracle.accounting>

 <https://www.linkedin.com/company/miracleaccount>

 <https://www.youtube.com/channel/UCWB9FJbbVCOPvgWKUdeA31w>



thank you!