

Multi - Language



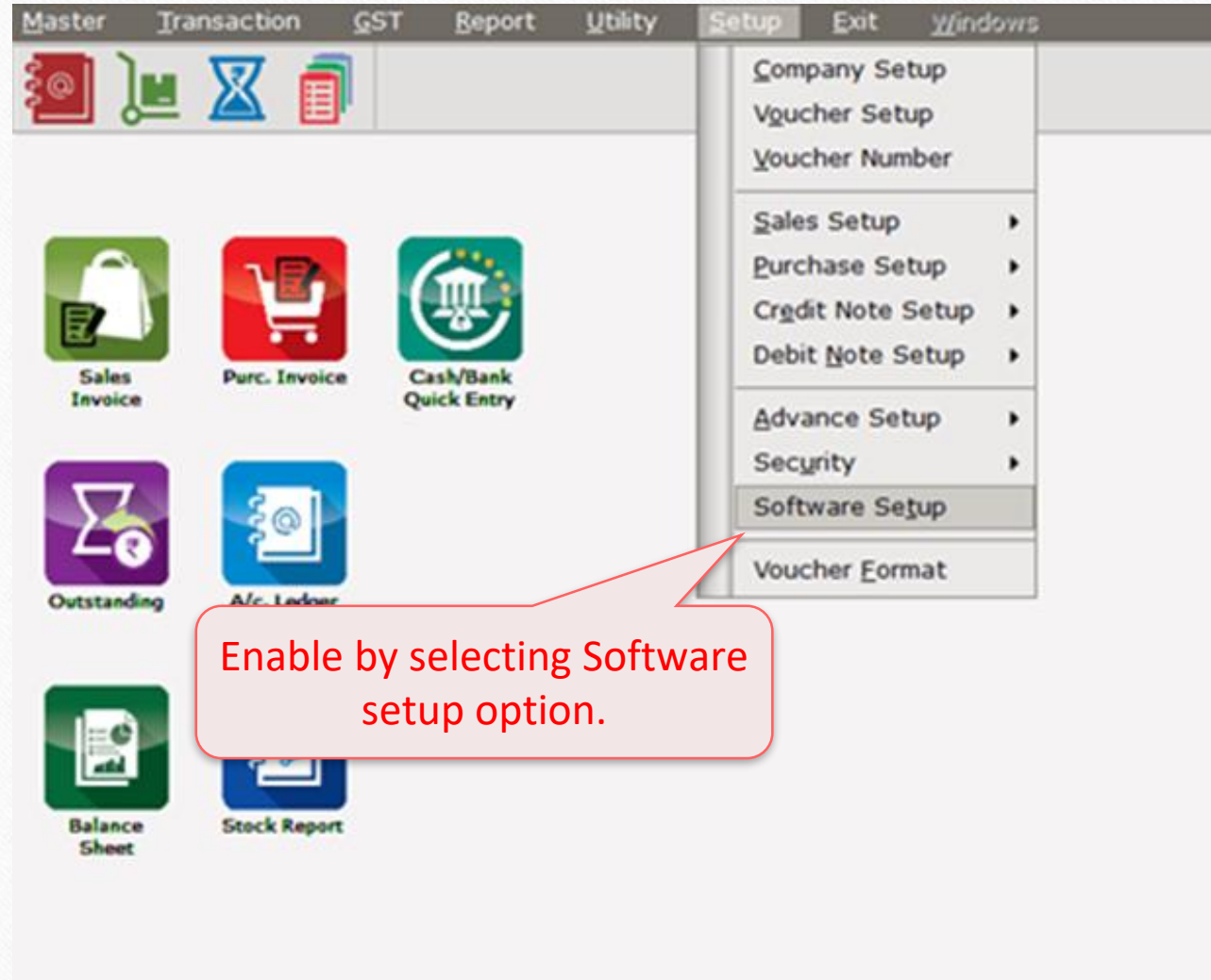
❖ Points that will be covered in this document:

- Multi – language setup types
- Explanation of partial language setup
- Explanation of activation key type
- Complete Multi – language setup for new company

- Multi language setup can be used in two ways:
 - Partial Multi-language
 - Full Multi-language
- Multi language setup feature can be helpful to the businesses like Agriculture, or businesses who wish to print out certain documents in their native language.
- Miracle software allows two language selection other than English:
 1. Gujarati
 2. Hindi
- Let us get information about Partial multi language first.

Explanation of Partial Multi – Language Setup

- Partial multi-language feature allow users to print vouchers and balance sheet in their native language.
- Now, for those users multi language facility can be setup from Software & Company setup without any major changes.
- Other than English, users have option to create Gujarati or Hindi language.
- Let us see how partial multi language setup works.



Setup -> Software Setup -> Software Setup		
Category	Description	Value
Software Setup	Backup Options	
	Auto Backup	Ask
	Daily/Monthly Backup	Daily
	Secure Backup against Ransomware	Yes
	Language Options	
	Multi Language Support Required	Yes
	Activation Key	Caps Lock
	Gujarati KeyBoard Layout	Type Writer
	Hindi KeyBoard Layout	Phonetic
	Other Options	
	Security Type	None
	Before Company Password Required?	No
	LAN Server Computer Name	rs-vipul
	Temporary Path	Windows Default
	Company List	Default
	Default Search Type in Popup/Report	List
	Android/IOS Synchronization Option	
	Android/IOS Synchronization Required	No

Set "Yes" in Multi Language Support option.

Explanation of Activation Key in 9th slide

Explanation of Activation Key Type

- After enabling Multi-language support, if a user desires to activate it for a certain option, he/she can simply do it by following method:
- User can activate the Multi-language support by Pressing either:
Caps Lock or Scroll Lock
- None option will disable the Activation Key option.

Setup -> Software Setup -> Software Setup		
Category	Description	Value
Software Setup	Backup Options	
	Auto Backup	Ask
	Daily/Monthly Backup	Daily
	Secure Backup against Ransomware	Yes
	Language Options	
	Multi Language Support Required	Yes
	Activation Key	Caps Lock
	Gujarati Keyboard Layout	Type Writer
	Hindi Keyboard Layout	Phonetic
	Options	
	None	None
	Password Required?	No
	User Name	rs-vipul
	Windows Default	Windows Default
	Company List	Default
	Default Search Type in Popup/Report	List
	Android/iOS Synchronization Option	
	Android/iOS Synchronization Required	No

Select your preferred Activation Key.

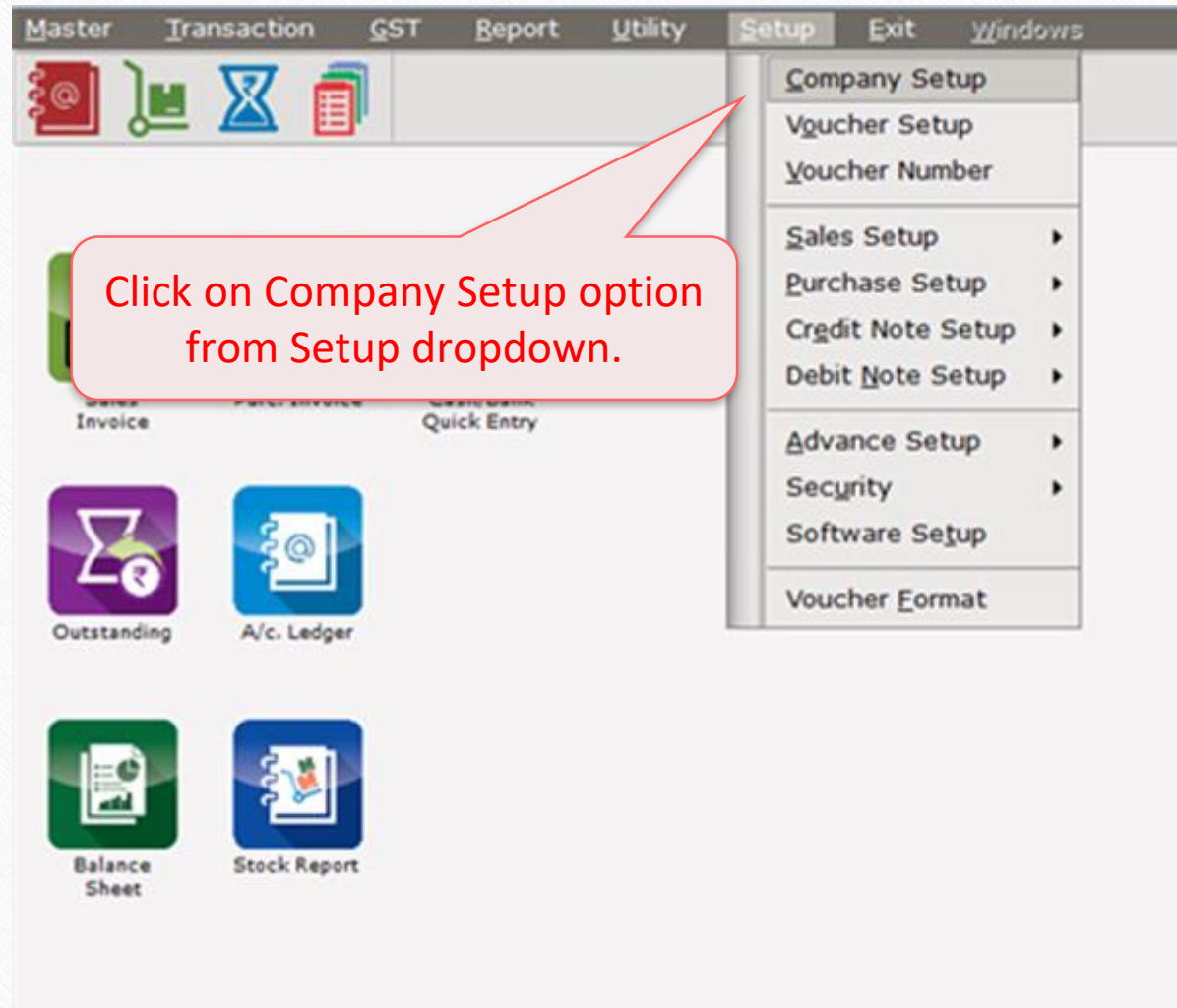
Explanation of Keyboard layout types in 12th slide

Explanation of Keyboard Layout Types

- Majority of the users prefers Phonetic Keyword Layout since, it related to normal keyboard keys and easier to type in different language.
- Basically there are four types of Keyboard Layout to choose from:
 - Phonetic
 - Inscript
 - Type writer
 - New phonetic

Setup -> Software Setup -> Software Setup		
Category	Description	Value
Software Setup	Backup Options	
	Auto Backup	Ask
	Daily/Monthly Backup	Daily
	Secure Backup against Ransomware	Yes
	Language Options	
	Multi Language Support Required	Yes
	Activation Key	Caps Lock
	Gujarati KeyBoard Layout	Phonetic
	Hindi KeyBoard Layout	Phonetic
	Other Options	
	Security Type	None
	Before Company Password Required?	No
	LAN Server Computer Name	rs
	Temporary Path	W
	Company List	D
	Default Search Type in Popup/Report	L
	Android/iOS Synchronization Option	
	Android/iOS Synchronization Required	No

Set keyboard shortcut to
"Phonetic"



Setup -> Company Setup -> Company Setup		
Category	Description	Value
General Setup	Audit Options	
	Auditor Password	
Advance Setup	Lock Audited Accounts	Yes
Advance Modules	Lock Audited Vouchers	Yes
Master Setup	Password at Each Audit	No
GST Setup	Entry Options	
	Entry Narration Width	25
TDS/TCS Setup	Quantity Total in Sales/Purchase	Yes
Report Setup	R/I in sale/purchase Product Entry	No
	Exit Narration with Enter	Yes
	Other Option	
	Closing Stock Calculation Method	None
	Reminder For Memorandum/PDC	No
	Depreciation Middle Date	30/09
	Update Master Details ?	Yes
	Multi Language Option	
	Multi Language Support Required	Yes
	Alternate Language Input in Masters Required	Yes
	Alternate Language	Gujarati

Set "Yes" in Multi Language Support option.

Setup -> Company Setup -> Company Setup

Category	Description	Value
General Setup	Audit Options	
Advance Setup	Auditor Password	
Advance Modules	Lock Audited Accounts	Yes
Master Setup	Lock Audited Vouchers	Yes
GST Setup	Password at Each Audit	No
TDS/TCS Setup	Entry Options	
Report Setup	Entry Narration Width	25
Serial No. Setup	Quantity Total in Sales/Purchase	Yes
	R/I in sale/purchase Product Entry	No
	Exit Narration with Enter	Yes
	Other Option	
	Closing Stock Calculation Method	None
	Reminder For Memorandum/PDC	No
	Depreciation Middle Date	30/09
	Update Master Details ?	Yes
	Auto Havala Round Off	
	Capital	None
	Depreciation	None
	Interest	None
	Multi Language Option	
	Multi Language Support Required	Yes
	Alternate Language Input in Masters Required	Yes
	Alternate Language	Gujarati

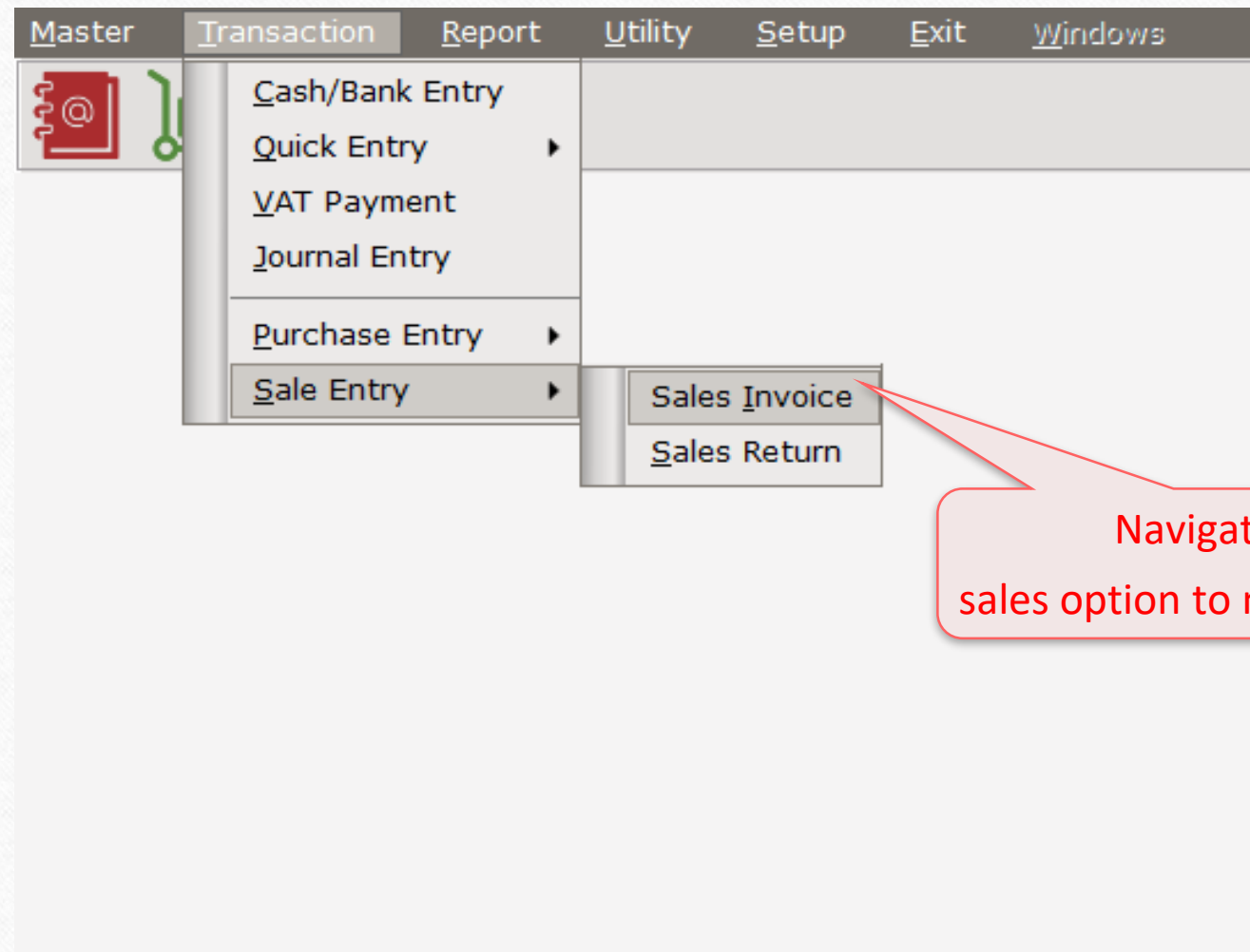
Select yes for alternate language option.

Setup -> Company Setup -> Company Setup

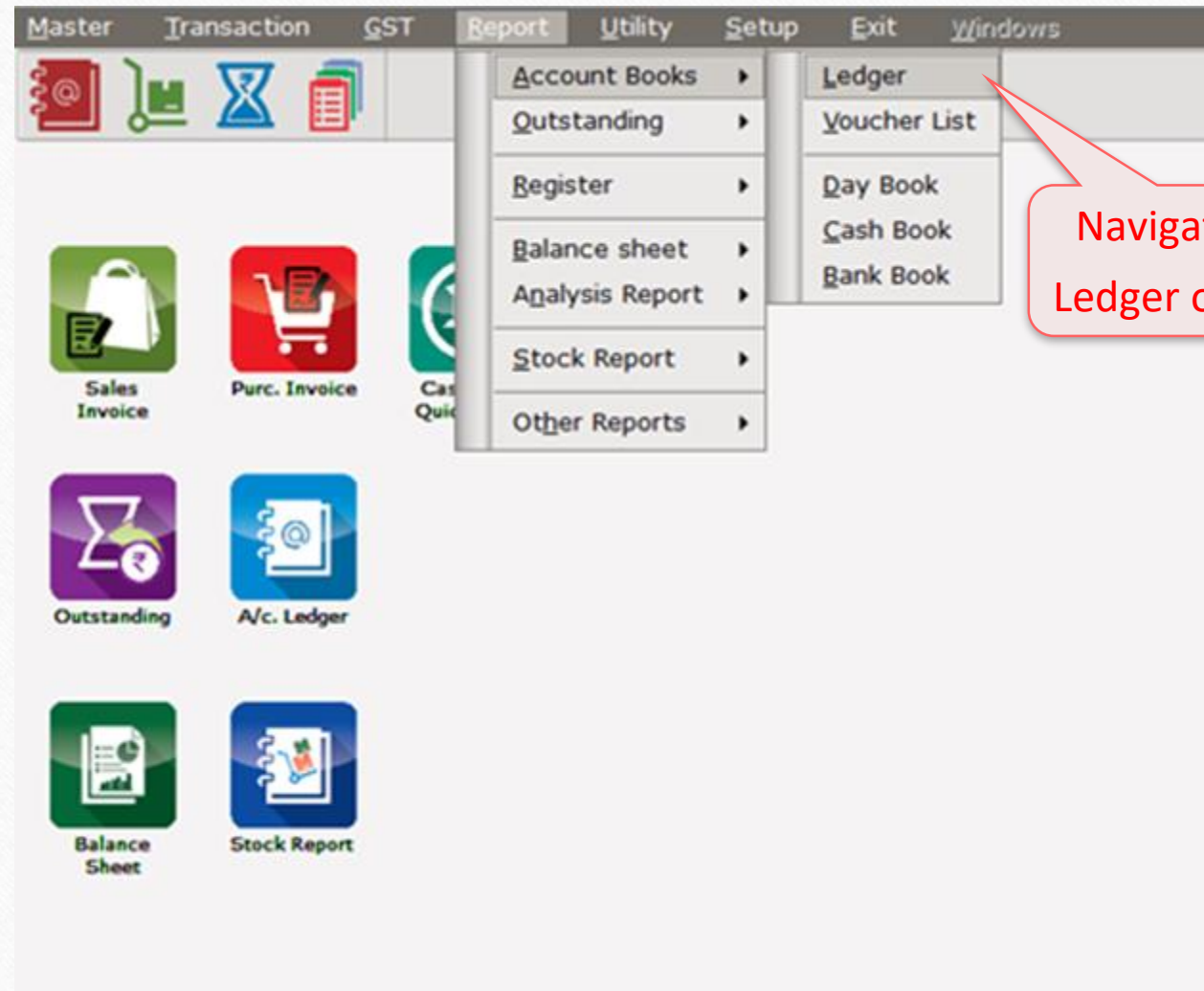
Category	Description	Value
General Setup	Audit Options	
Advance Setup	Auditor Password	
Advance Modules	Lock Audited Accounts	Yes
Master Setup	Lock Audited Vouchers	Yes
GST Setup	Password at Each Audit	No
TDS/TCS Setup	Entry Options	
Report Setup	Entry Narration Width	25
Serial No. Setup	Quantity Total in Sales/Purchase	Yes
	R/I in sale/purchase Product Entry	No
	Exit Narration with Enter	Yes
	Other Option	
	Closing Stock Calculation Method	None
	Reminder For Memorandum/PDC	No
	Depreciation Middle Date	30/09
	Update Master Details ?	Yes
	Auto Havala Round Off	
	Capital	None
	Depreciation	None
	Interest	None
	Multi Language Option	
	Multi Language Support Required	Yes
	Alternate Language Input in Masters Required	Yes
	Alternate Language	Gujarati

Alternate language selection to
Gujarati

- ❖ Points to note before we go forward:
- ❖ Users can use Multi Language support feature for Ledger and Balance sheet.
- ❖ There are two ways to enable Multi language feature:
 - **By pressing Caps Lock**
 - **By pressing Scroll Lock**



We have added sales entries here, now we can see all the entries in ledger.



Report -> Account Books -> Ledger -> Account Ledger

☒ Account Ledger From 01/04/2016 To 31/03/2017

Account Name	City Name	Opening	Closing
Cash Ledger(SGST- Interest) - Primary Unit			
Cash Ledger(SGST- Late Fee) - Primary Unit			
Cash Ledger(SGST- Other) - Primary Unit			
Cash Ledger(SGST- Penalty) - Primary Unit			
Central Tax A/c. (I/P)			
Central Tax A/c. (O/P)			
Champion Elec. Pvt. Ltd.	Bikaner	217694.00 DB	298799.00 DB
Computec Computer	Jaipur	245199.00 DB	229200.00 DB
Computer Asset Account		4696.00 DB	62696.00 DB
Concard Sound	Pune	194627.00 DB	190708.00 DB
CST (C-Form) Tax A/c.		49966.63 CR	104362.63 CR
Darshan Sales Corporation	Pune	356592.00 CR	240190.00 CR
DECODE Enterprise	Rajkot	342416.00 DB	214832.00 DB
DECODE Enterprise	Rajkot	342416.00 DB	214832.00 DB
Depreciation Expense Asset Ac			
Desai Electronics Pvt. L	Porbandar	212850.00 DB	279619.00 DB
Electric Expense A			8695.00 DB
Frieght Expense			2838.00 DB
Fu	d	90180.00 DB	90180.00 DB
Gas	d	136551.00 CR	364661.00 CR
Go			40800.00 DB
GS			
HD		139056.00 DB	51619.00 CR
Hi-Tech Distributors	Surat	281290.00 CR	300783.00 CR
Integrated Tax A/c. (I/P)			

Select the ledger from the list

Add Edit Delete Print Address Master Filter Date Format Next
 Setup E-Mail Kasar Havala Account Audit Multi Ledger Print

Print

Format | **Advance**

Report Type **Vertical** ☐ PAN & GSTIN No. Language **Gujarati**

Format

- Setup Based
- Party Statement
- Summary Ledger
- Periodical Ledger
- Confirmation Letter
- Cover (Envelope)
- Cover (Standard)
- Cover (Preprinted)
- Cover Page Printing

Report On **Screen**

Copies **1**

Start Page **1** **End Page** **327**

Printer **Microsoft Print to PDF**

Windows Mode **OK**

Select the Gujarati Language.

Click on OK button.

Welcome To Miracle (GST)

R. K. House, ૧૬, Vijay Plot, Gondal Road, Rajkot - ૩૬૦૦૦૨.

Phone : ૦૨૮૧ - ૨૪૬૮૦૧૦, ૨૪૬૨૫૪૩

DECODE Enterprise (Rajkot) ની ખાતાવહી

તા. ૦૧/૦૪/૨૦૧૬ થી ૩૧/૦૩/૨૦૧૭

પાના ૧

જમા વિગત	ઉધાર વિગત
૧૩૦૧૨૩.૦૦ ૨૮/૦૪/૨૦૧૬ આવક	૩૪૨૪૧૬.૦૦ ૬. ખુલતી પુરાંત
Axis Bank Ltd.	૮૪૧૫૭.૦૦ ૦૩/૦૪/૨૦૧૬ વેચાણ
ચેક નં. ૫૬૩૨૮૯	વેચાણ ખાતું (વેટ ૧૨.૫%+૨.૫%)
State Bank of India	બીલ નં. T/૨
૧૦૨૮૧૦.૦૦ ૦૩/૦૫/૨૦૧૬ આવક	૮૨૪૦૦.૦૦ ૧૭/૦૪/૨૦૧૬ વેચાણ
Axis Bank Ltd.	વેચાણ ખાતું (વેટ ૧૨.૫%+૨.૫%)
ચેક નં. ૫૬૩૨૯૫	બીલ નં. T/૫
State Bank of India	૧૧૬૬૧૪.૦૦ ૧૨/૦૮/૨૦૧૬ વેચાણ
૧૦૯૪૮૩.૦૦ ૧૯/૦૭/૨૦૧૬ આવક	વેચાણ ખાતું (વેટ ૧૨.૫%+૨.૫%)
Axis Bank Ltd.	બીલ નં. T/૧૪
ચેક નં. ૫૬૩૩૦૮	૧૦૪૧૪૪.૦૦ ૦૬/૧૧/૨૦૧૬ વેચાણ
State Bank of India	વેચાણ ખાતું (વેટ ૧૨.૫%+૨.૫%)
૮૪૧૫૭.૦૦ ૦૨/૧૧/૨૦૧૬ આવક	બીલ નં. T/૨૫
Axis Bank Ltd.	૧૧૦૬૮૮.૦૦ ૧૪/૧૨/૨૦૧૬ વેચાણ
ચેક નં. ૫૬૩૩૧૨	વેચાણ ખાતું (વેટ ૧૨.૫%+૨.૫%)
State Bank of India	બીલ નં. T/૩૧
૮૨૪૦૦.૦૦ ૧૮/૦૧/૨૦૧૭ આવક	
Axis Bank Ltd.	
ચેક નં. ૫૬૩૩૪૪	
State Bank of India	
૧૧૬૬૧૪.૦૦ ૦૩/૦૩/૨૦૧૭ આવક	
HDFC Bank	
ચેક નં. ૫૬૩૩૬૦	
State Bank of India	
૬૨૫૫૮૭.૦૦	
૨૧૪૮૩૨.૦૦ ૬. બંધ પુરાંત	
૮૪૦૪૧૬.૦૦	૮૪૦૪૧૬.૦૦

The ledger will be printed in your preferred language, similarly the user can also print Balance sheet in their preferred language.

Full multi-Language setup for new
company

- Now with Miracle Multi Language setup you can get entire software in your preferred language.
- The facility allows to set language in Gujarati and Hindi. The English language is by default.
- Users can also print Ledger and Balance-sheet using Multi language setup option.
- Multi-language setup can be beneficial for those who wants software in their native language.

Table with 1 column and 5 rows. Below the table are buttons: Add, Edit, Print, Year, Index, Order.

Add Edit Print Year Index Order

Add a new company

Set name, company type, number.

નવી પેટી ઉમેરવી

કંપની વિગત | Statutory Detail | સરનામાની વિગત | Bank Detail | Alter Language

રાજ્ય Gujarat ભાષા Gujarati

નંબર ૧૩

નામ લીન્કઅન્ડ સોલ્યુશન્સ

ટુકું નામ

કંપની સ્ટોક સાથે

ગ્રુપ

લોગો

નાણાકીય

રીપોર્ટ વિગત

રીપોર્ટ હેડર

Jurisdiction City

☐ Auto Setup GST

પાછળ આગળ ઓકે

From drop-down, if user select the Gujarati the language will be changed to the same.

નવી પેટી ઉમેરવી

કંપની વિગત	Statutory Detail	સરનામાની વિગત	Bank Detail	Alter Language
PAN No.	<input type="text"/>			
GSTIN No.	<input type="text"/>			
આધાર નં.	<input type="text"/>			
TIN નં.	<input type="text"/>			
CST નં.	<input type="text"/>			
TAN નં.	<input type="text"/>			
ECC નં.	<input type="text"/>			
Importer ECC નં.	<input type="text"/>			
સર્વિસ ટેક્ષ નં.	<input type="text"/>			
SSI No.	<input type="text"/>			
General Lic. No.	<input type="text"/>			
Wholesale Lic. No.	<input type="text"/>			
Commision Agent Lic. No.	<input type="text"/>			
Drug Lic. No.	<input type="text"/>			
CIN No.	<input type="text"/>			
Food Product LIC No.	<input type="text"/>			

User can add statutory details here.

પાછા આગળ ઓકે

નવી પેટી ઉમેરવી

કંપની વિગત	Statutory Detail	સરનામાની વિગત	Bank Detail	Alter Language
સરનામા		<input type="text"/>		
		<input type="text"/>		
		<input type="text"/>		
ગામ		<input type="text"/>		
પીનકોડ		<input type="text"/>		
ફોન નં		<input type="text"/>		
		<input type="text"/>		
મોબાઈલ નંબર		<input type="text"/>		
		<input type="text"/>		
ફેક્સ		<input type="text"/>		
ઈ-મેઈલ		<input type="text"/>		
વેબસાઈટ		<input type="text"/>		

Address can be add from here.

પાછા આગળ ઓકે

નવી પેઢી ઉમેરવી

કંપની વિગત | Statutory Detail | સરનામાની વિગત | **Bank Detail** | Alter Language

Bank Name

શાખા નું નામ

સરનામા

IFSC Code

ખાતા નં.

IBAN No.

SWIFT Code

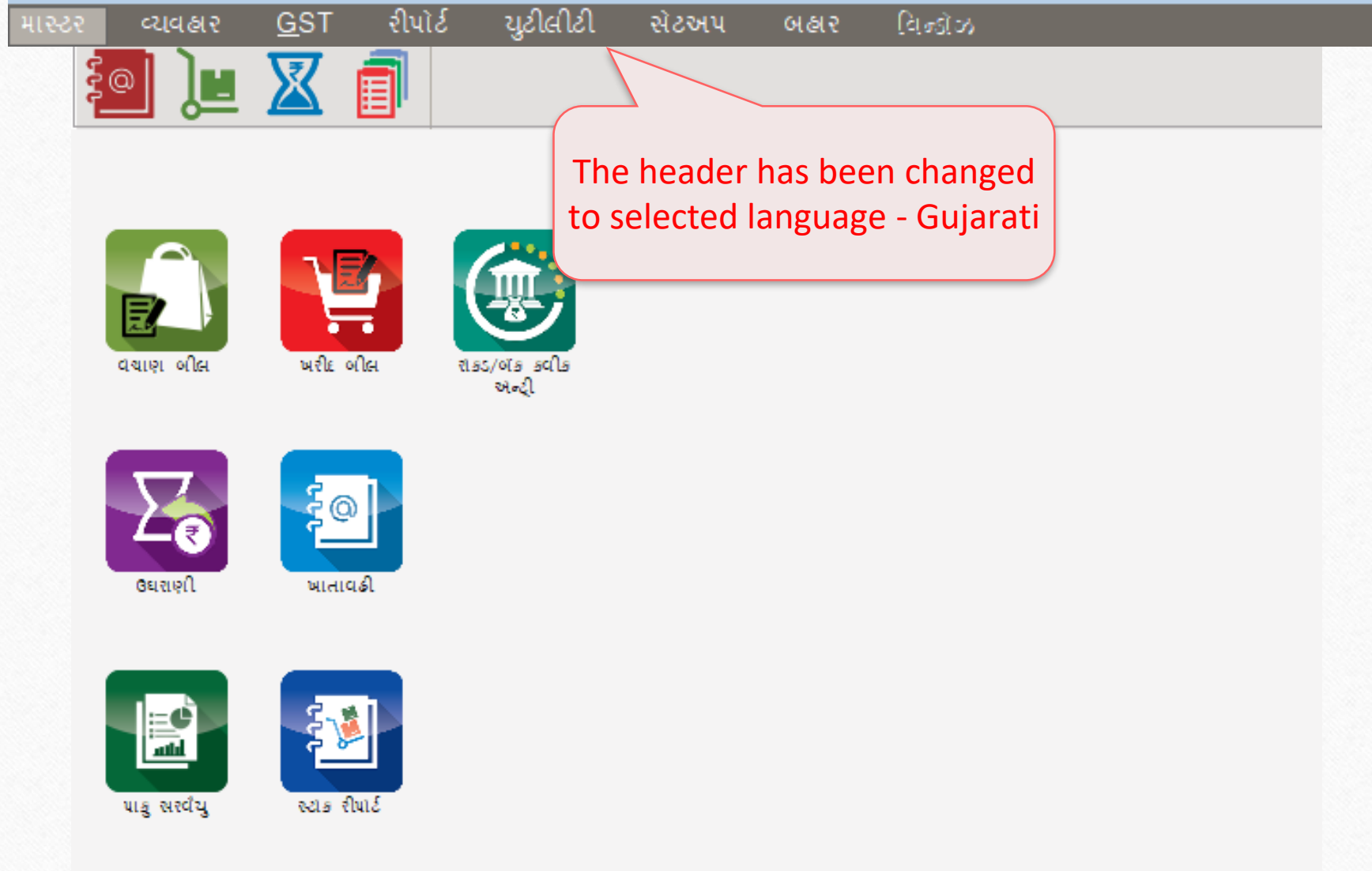
પાછા આગળ ઓકે

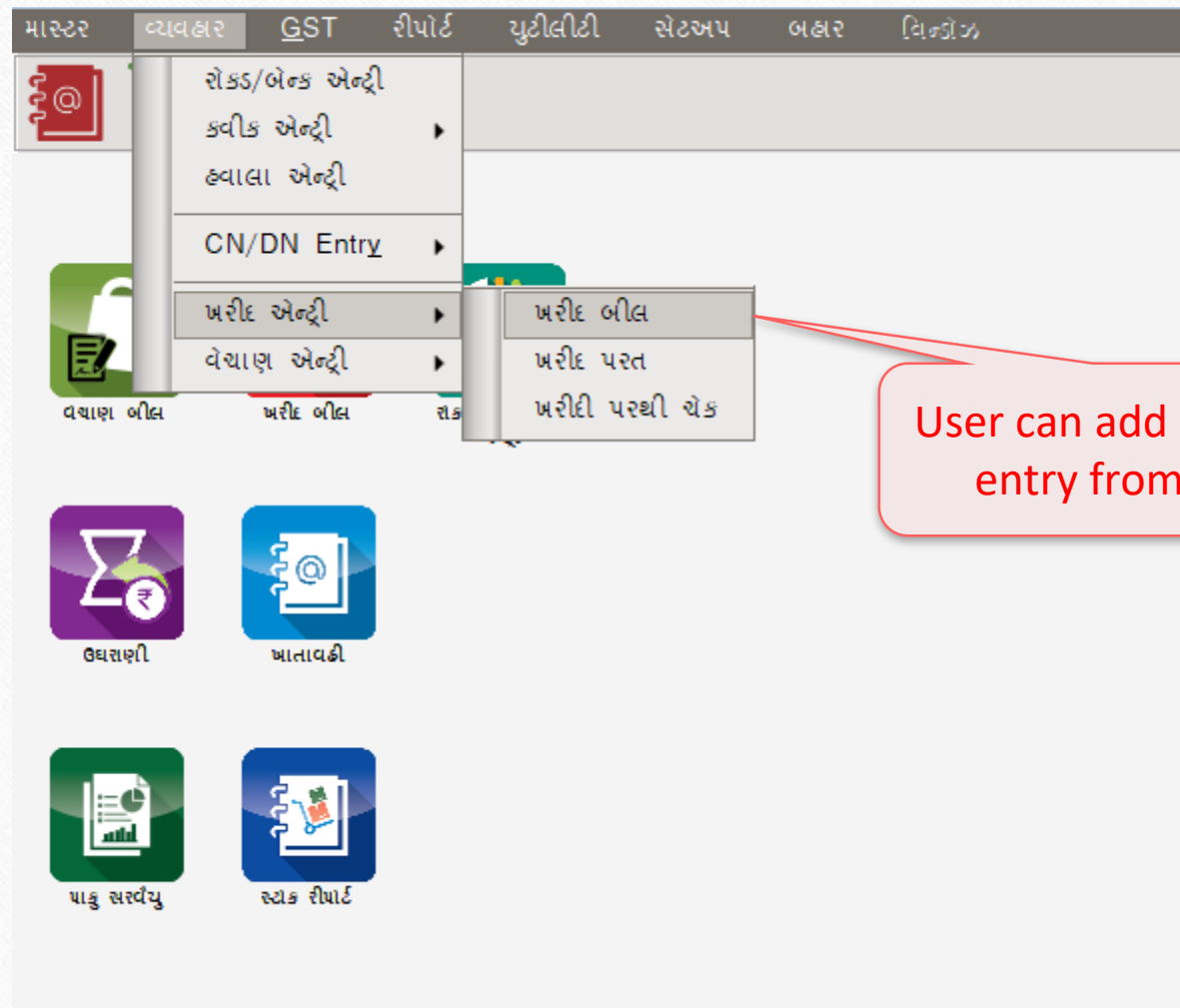
Company's bank detail
can be added.

Click "OK" to save the
changes.

Company List	
Path	E:\M9040-DEMO\
No.	Company Name
1	GST Demo
2	Android App Demo
3	Production - Auto Prodcution
4	KenWebTech
5	Advance Receipt
6	Quotation-Order-Challan
7	PriceList Demo
8	Tulsi Prov. Store
9	Miracle Security (Userwise)
10	Create a New Financial Year
11	Bill To Bill O/s Demo
12	WITH STOCK
૧૩	લીન્કર્મૅન્ડ સોલ્યુશન્સ
24	TIRUPATI FORGINGS
61	Production and Stock Journal
9999	Welcome To Miracle (GST)

The new company has been created in Gujarati language.





User can add purchase entry from here.

[illegible]

Add the account name
from here.

User can add account details and product afterwards.

વ્યવહાર -> ખરીદ એન્ટ્રી -> ખરીદ બીલ -> ખરીદ બીલ ઉમેરવું(GST)

રોકડ/ઉધાર: ઉધાર
પાર્ટી: અબૂમ કાપડ

બીલનો પ્રકાર: GST
ખરીદ ખાતુ:
Tax/Bill of Supply: ટેક્સ ઇનવોઈસ
GSTIN Number Not Present

વાઉ. તારીખ: ૨૧/૦૬/૨૦૧૯ શનિ
વાઉચર નં.:
બીલ નં.: GT/૨
બીલની તારીખ: ૨૧/૦૬/૨૦૧૯

પુરત : ૩૫,૦૦૦.૦૦ જ.

આઈટમનું નામ	Qty	ભાવ	રકમ
પોલો ટીશર્ટ	૧૦.૦૦૦	૩૫૦.૦૦	૩૫૦૦.૦૦

આઈટમનું નામ	Qty	ભાવ	રકમ
પોલો ટીશર્ટ	૧૦.૦૦૦	૩૫૦.૦૦	૩૫૦૦.૦૦

કુલ એન્ટ્રી : ૧

આઈટમ ની રકમ: ૧૦.૦૦૦ ૩૫૦૦.૦૦

બિગત:
Discount
Freight
Central Tax
State/UT Tax
Round Off

ઓકે પ્રિન્ટ

જાલ રકમ: ૩,૪૬૫.૦૦ જ.

The purchase entry has been added.

Similarly user you can also make the purchase entry.

- **Multi Language feature has multiple usage and can be used in both conditioned explained above.**
- **However, if you have any questions about the whole setup. Do contact our Miracle Software Vendor right away!**



 <http://www.facebook.com/miracleaccount>

 <http://www.instagram.com/miracle.accounting>

 <https://www.linkedin.com/company/miracleaccount>

 <https://www.youtube.com/channel/UCWB9FJbbVCOPvgWKUdeA31w>



thank you!