




# How to set Ticker in Miracle Software?




Outstanding




A/c. Ledger



Balance Sheet




Stock Report



Customer ID :

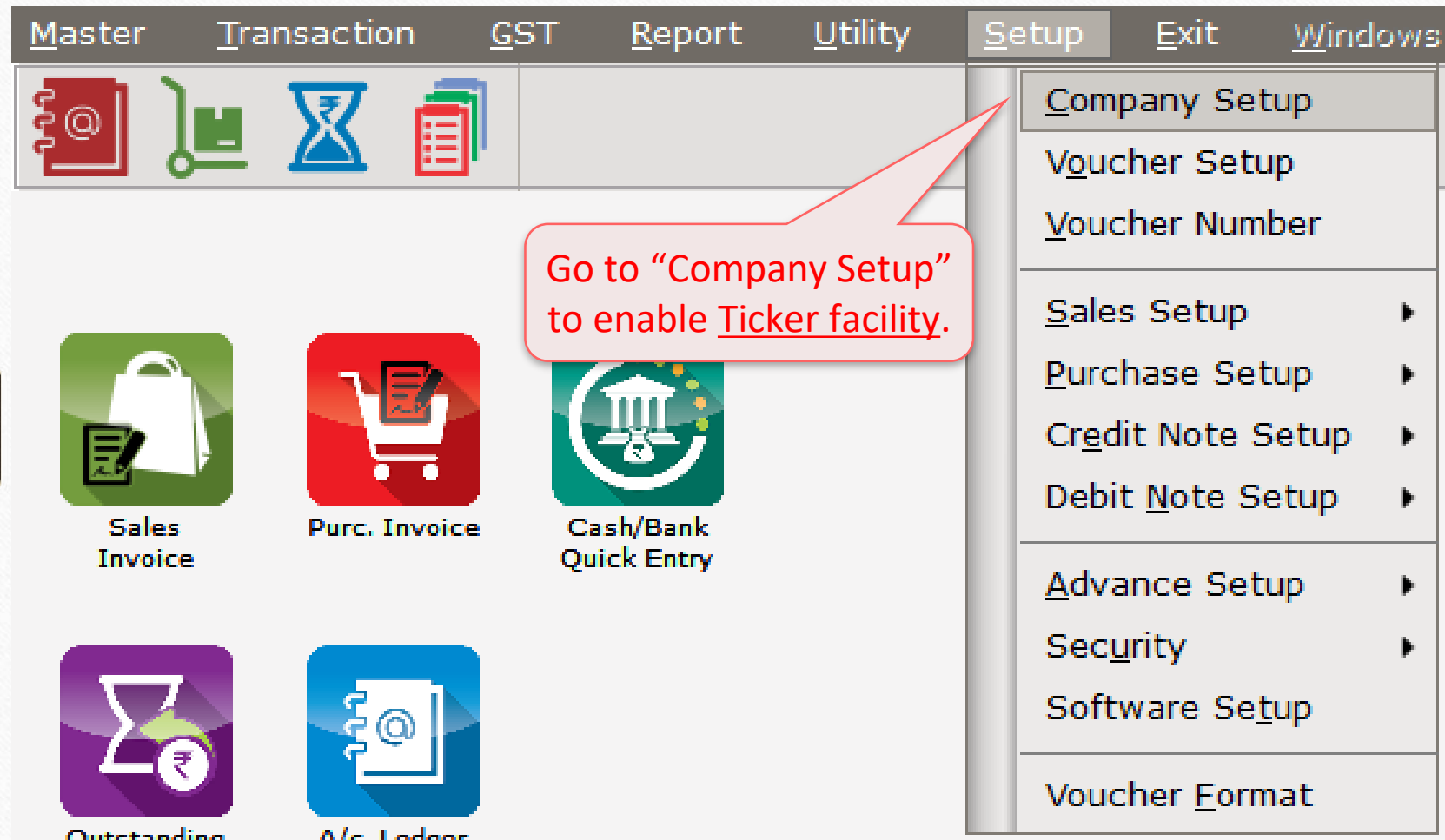
Version : 9.0 Rel (3.0) Build : 226



Ambar Snacks & Namkeens	30660.00	Hari Om Sweets	20065.00	Jaysukh Lal Nasta	38450.00	Mahaveer Namkeens	11795.00	Mithakali Kandoi	6048.00	Om Namkeens	4675.00	Prakash Sweets
-------------------------	----------	----------------	----------	-------------------	----------	-------------------	----------	------------------	---------	-------------	---------	----------------

- ❖ Ticker is a scrolling text on a screen that shows changing information.  
*i.e.* The scrolling line displayed on the News Channel from right to left across the screen.
- ❖ Miracle provides this **unique facility** for Accounts Payable and Receivable, Product Stock and also for PDC Reminder which stays active at the bottom of the Miracle Software during the work.
- ❖ Ticker facility is only available in **Standard Copy** and any of the **higher copy** of Miracle Software.
- ❖ Let's see the setup in Miracle Software...

- ❖ The following topics are covered in this document:
  - Setup for Ticker
  - Ticker Configuration
  - Ticker Style and Speed
  - How to make customized Ticker





## Setup -&gt; Company Setup -&gt; Company Setup

Category	Description	Value
General Setup	<b>E-Commerce Setup</b>	
	Deal with E-Commerce Operator	No
Advance Setup	<b>Advance Modules</b>	
Advance Modules	Share Accounting Required	No
Master Setup	Excise Type	None
VAT Setup	Jobwork Out Required	No
	Jobwork In Required	No
GST Setup	BarCode Entry Required	No
TDS/TCS Setup	Cost Centre Required	No
	<b>Ticker Required</b>	Yes
	Packing Stock Required	No
	Consultant Required?	No
	POS Entry Required	No
	APMC Required	No
	LAN (Live Data) Zooming Required	No
	<b>Advance Patch</b>	
	Advance Patch Setup	

In Company Setup, click on "Advance Modules".

Select **Yes** for "Ticker Required" and save the changes.

Setup -> Company Setup -> Company Setup		
Category	Description	Value
General Setup	<b>Audit Options</b>	
	Auditor Password	
Advance Setup	Lock Audited Accounts	Yes
Advance Modules	Lock Audited Vouchers	Yes
Master Setup	Password at Each Audit	No
VAT Setup	<b>Entry Options</b>	
	Entry Narration Width	25
GST Setup	Quantity Total in Sales/Purchase	Yes
TDS/TCS Setup	R/I in sale/purchase Product Entry	No
Report Setup	Exit Narration with Enter	Yes
<b>Ticker Setup</b>	<b>Other Option</b>	
	Closing Stock Calculation Method	None
	Reminder For Memorandum/PDC	No
	Depreciation Middle Date	30/09
	<b>Multi Language Option</b>	
	Multi Language Support Required	No

Now, the **Ticker Setup** option will enable.  
By click on it...

Setup -> Company Setup -> Company Setup			
Category	Description	Value	
General Setup	<b>Ticker Setup</b>		
Advance Setup	Ticker Configuration		
Advance Modules	Ticker Style	Marquee	
Master Setup	Ticker Speed	Medium	
VAT Setup	Format List		
GST Setup			
TDS/TCS Setup			
Report Setup			
Ticker Setup			

.. we can see the other options with default values.

Now, click on **Ticker Configuration**.

Format List

Track No	Seq	Format
Accounts Payable		
		A/c. Payable Namewise Report
Accounts Receivable		
		A/c. Receivable Namewise Report
Memorandum Voucher		
		PDC Reminder
Product Stock Ticker		
		Product Stock Ticker
		Reorder Level Report
Reminder List		
		Reminder

Track No

Seq.

Deselect

Save & Exit

These are the **default formats** to set the Ticker.



Format List

Track No	Seq	Format
Accounts Payable		
		A/c. Payable Namewise Report
Accounts Receivable		
		A/c. Receivable Namewise Report
Memorandum Voucher		
		PDC Reminder
Product Stock Ticker		
		Product Stock Ticker
		Reorder Level Report
Reminder List		
		Reminder

Track No

Seq.

Deselect

Save & Exit

We are selecting "A/c. Receivable Report" (Sales) to set a Ticker.

Now, click on "Track No".

Format List

Track No	Seq	Format
<b>Accounts Payable</b>		
		A/c. Payable Namewise Report
<b>Accounts Receivable</b>		
		A/c. Receivable Namewise Report
<b>Memorandum Voucher</b>		
		PDC Reminder
<b>Product Stock Ticker</b>		
		Product Stock Ticker
		Reorder Level Report
<b>Reminder List</b>		
		Reminder

Track No

Track No

1

1

2

Select Track no.

**About Track No.:**

Miracle facilitates us to set max. **Two** tracks of Ticker.

It means we can set **two parallel horizontal lines** of scrolling text at a time.

Track No

Seq.

Deselect

Save &

Format List

Track No	Seq	Format
Accounts Payable		
		A/c. Payable Namewise Report
Accounts Receivable		
1	1	A/c. Receivable Namewise Report
Memorandum Voucher		
		PDC Reminder
Production Ticker		
		Reminder

Track No

Seq.

Deselect

Save & Exit

Track No. 1 is selected for "A/c. Receivable Report" (Sales).

Besides Track No., it shows "Sequence No". which indicates the position in the selected track. By default, the **Seq.** is selected as **1**.

Now, click on **Save & Exit** button or press "Ctrl + W" key.

Setup -> Company Setup -> Company Setup			
Category	Description	Value	
General Setup	<b>Ticker Setup</b>		
Advance Setup	Ticker Configuration		
Advance Modules	Ticker Style	Marquee	
Master Setup	Ticker Speed	Medium	
VAT Setup	Format List		
GST Setup			
TDS/TCS Setup			
Report Setup			
Ticker Setup			

We can select **Ticker Style**:  
"Marquee" or "Flash"

**Marquee** - It will show the text, 'scrolling' continuously in the track right to left.  
**Flash** – It makes text 'hold & scroll' in a track right to left.

Setup -> Company Setup -> Company Setup

Category	Description	Value
General Setup	<b>Ticker Setup</b>	
Advance Setup	Ticker Configuration	
Advance Modules	Ticker Style	Marquee
Master Setup	Ticker Speed	Medium
VAT Setup	Format List	
GST Setup		
TDS/TCS Setup		
Report Setup		
Ticker Setup		

Select **Ticker Speed**:  
Slow, Medium or Fast.  
Save all changes and see the  
Ticker in next slide.





Outstanding



A/c. Ledger



Balance Sheet



Stock Report

Now, we can see the Ticker of "Account Receivable Report" (Sales).

The Ticker always comes at the bottom in Miracle Software.



Customer ID :   
Version : 9.0 Rel (3.0) Build : 234

Ambar Snacks & Namkeens	30660.00	Hari Om Sweets	20065.00	Jaysukh Lal Nasta	38450.00	Mahaveer Namkeens	11795.00	Mithakali Kar	11795.00
-------------------------	----------	----------------	----------	-------------------	----------	-------------------	----------	---------------	----------

We set "Marquee" as Style so it scrolls from 'right side to left' in the track.



Outstanding



A/c. Ledger

Balance  
Sheet

Stock Report

Customer ID : 

Version : 9.0 Rel (3.0) Build : 234

	Ambar Snacks & Namkeens 30660.00	Hari Om Sweets 20065.00	Jaysukh Lal Nasta 38450.00	Mahaveer Namkeens 11795.00	Mithakali Ka
--	----------------------------------	-------------------------	----------------------------	----------------------------	--------------

The "Play/Pause" button is given here.  
We can pause the Ticker and Play it again.



Outstanding



A/c. Ledger

Balance  
Sheet

Stock Report

Now, by “right click” on **Pause** button, we will get these option to edit/change the Ticker directly from here.

Customer ID : 

Version : 9.0 Rel (3.0

- Ticker Configuration
- Ticker Speed
- Ticker Style
- Ticker Format

	Sweets & Snacks	5310.00	Jaysukh Lal Nasta	38450.00	Mahaveer Namkeens	11795.00	Mithakali Kandoi	6048.00	Om Namkeens	4675.00	Prakash Sweets Mart	13340.00	Sant Sweet Mart	
--	-----------------	---------	-------------------	----------	-------------------	----------	------------------	---------	-------------	---------	---------------------	----------	-----------------	--



Outstanding



A/c. Ledger



Balance Sheet



Stock Report

If we drag mouse cursor on the Ticker, the Ticker track will be stopped for a while and we will see the selected "Ticker Name" & "Format Name" with the cursor.

By click on any Party Name, we can directly see the **A/c. Ledger** of that Party.



Customer ID : I

Version : 9.0 Rel (3.0) Build : 234

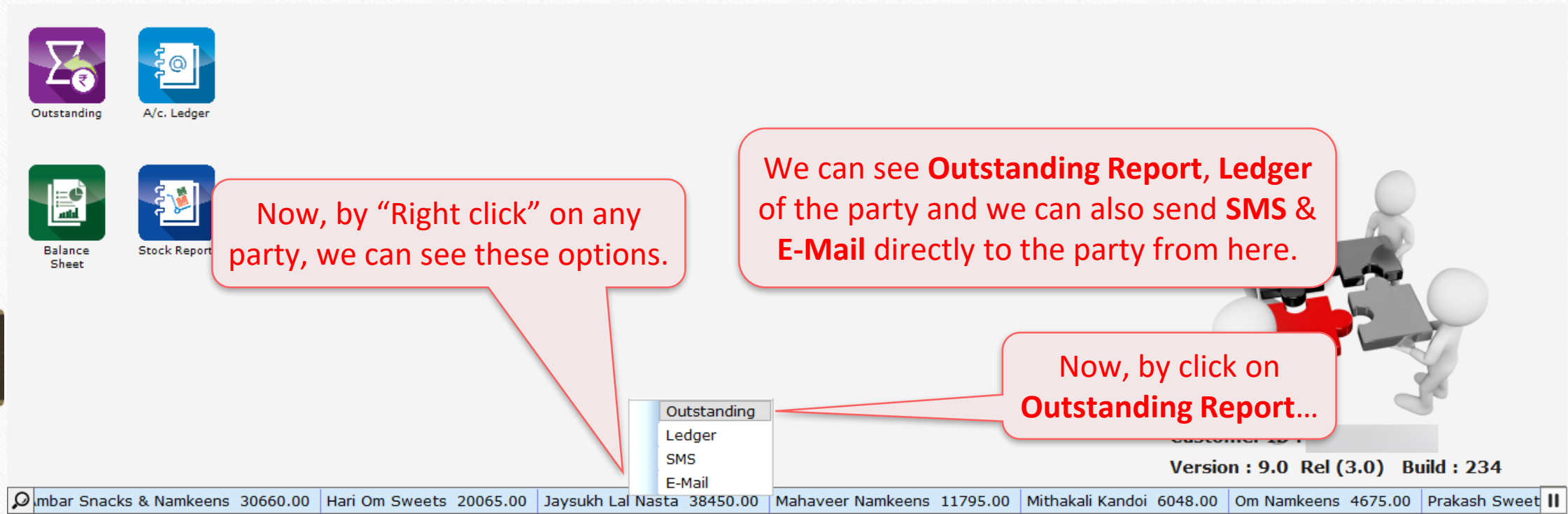
Ambar Snacks & Namkeens	30660.00	Hari Om Sweets	20065.00	Jaysukh Lal Namkeens	38450.00	Mahaveer Namkeens	11795.00	Mithakali Kandoi	6048.00	Om Namkeens	4675.00	Prakash Sweet	11
-------------------------	----------	----------------	----------	----------------------	----------	-------------------	----------	------------------	---------	-------------	---------	---------------	----



Ticker Name : Accounts Receivable  
Format Name : A/c. Receivable Namewise Report

... we can check the **A/c. Ledger Report** for the party on which we have clicked on Ticker.





Now, by "Right click" on any party, we can see these options.

We can see **Outstanding Report, Ledger** of the party and we can also send **SMS & E-Mail** directly to the party from here.

Now, by click on **Outstanding Report...**

Version : 9.0 Rel (3.0) Build : 234

Ombar Snacks & Namkeens	30660.00	Hari Om Sweets	20065.00	Jaysukh Lal Nasta	38450.00	Mahaveer Namkeens	11795.00	Mithakali Kandoi	6048.00	Om Namkeens	4675.00	Prakash Sweet	
-------------------------	----------	----------------	----------	-------------------	----------	-------------------	----------	------------------	---------	-------------	---------	---------------	--

[illegible]

**How to set the Two tracks of Ticker?**

**Format List**

Track No	Seq	Format
<b>Accounts Payable</b>		
		A/c. Payable Namewise Report
<b>Accounts Receivable</b>		
1	1	A/c. Receivable Namewise Report
<b>Memorandum Voucher</b>		
		PDC Reminder
<b>Product Stock Ticker</b>		
		Product Stock Ticker
		Reorder Level Report
<b>Reminder List</b>		
		Reminder

Let see how to set the Ticker with **Two Tracks**.

Now, we are selecting **Product Stock** as 2<sup>nd</sup> Ticker.

Click on **Track No.** or 'F3' key.

Track No Seq. Deselect Save & Exit

Format List

Track No	Seq	Format
<b>Accounts Payable</b>		
		A/c. Payable Namewise Report
<b>Accounts Receivable</b>		
1	1	A/c. Receivable Namewise Report
<b>Memorandum Voucher</b>		
		PDC Reminder
<b>Product Stock Ticker</b>		
		Product Stock Ticker
		Reorder Level Report
<b>Reminder List</b>		
		Reminder

Track No

Track No 2

OK

Press **OK** to select 2<sup>nd</sup> Ticker as Product Stock.

Track No

Seq.

Deselect

Save & Exit



Format List

Track No	Seq	Format
<b>Accounts Payable</b>		
		A/c. Payable Namewise Report
<b>Accounts Receivable</b>		
1	1	A/c. Receivable Namewise Report
<b>Memorandum Voucher</b>		
		PDC Reminder
<b>Product Stock Ticker</b>		
2	1	Product Stock Ticker
		Reorder Level Report
<b>Reminder List</b>		
		Reminder

Track No
Seq.
Deselect
Save & Exit

Now, click on **Save & Exit** button or press "Ctrl + W."



Outstanding

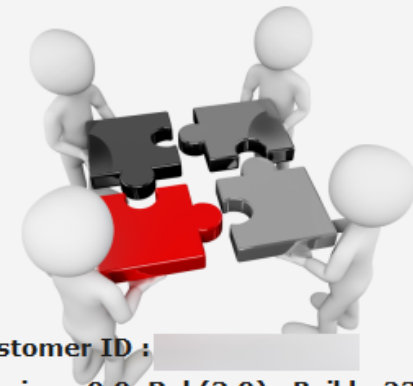


A/c. Ledger

Balance  
Sheet

Stock Report

**Track 1** is a ticker of "A/c. Receivable Report" and **Track 2** is a ticker of "Product Stock" as we set it in "Ticker Configuration".



Customer ID :

Version : 9.0 Rel (3.0) Build : 234

50.00	Mahaveer Namkeens	11795.00	Mithakali Kandoi	6048.00	Om Namkeens	4675.00	Prakash Sweets Mart	13340.00	Sant Sweet Mart	7190.00	Vaidehi Sweets	11813.00	
Qty:600.000	Amul Kool Rose Milk (200 ml)	Qty:400.000	Amul Lassi (200ml)	Qty:300.000	Choco Barfee (250gm pack)	Qty:50.000	Gulab Barfee (250gm pack)	Qty:50.000	Kachori (350gm)				



Outstanding

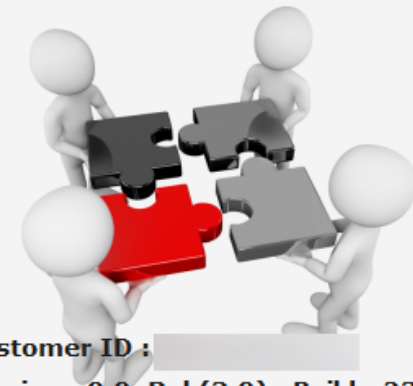


A/c. Ledger

Balance  
Sheet

Stock Report

Now, click on any Product Name,  
the **Product Ledger** will be  
opened for that product.



Customer ID :

Version : 9.0 Rel (3.0) Build : 234

50.00	Mahaveer Namkeens	11795.00	Mithakali Kandoi	6048.00	Om Namkeens	4675.00	Prakash Sweets Mart	13340.00	Sant Sweet Mart	7190.00	Vaidehi Sweets	11813.00	
Qty:600.000	Amul Kool Rose Milk (200 ml)	Qty:400.000	Amul Lassi (200ml)	Qty:300.000	Choco Barfee (250gm pack)	Qty:50.000	Gulab Barfee (250gm pack)	Qty:50.000	Kachori (350gm)				

100	Mahaveer Namkeens	11795.00	Mithakali Kandoi	6048.00	Om Namkeens	4675.00	Prakash Sweets Mart	13340.00	Sant Sweet Mart	7190.00	Vaidehi Sweets	11813.00	
	Demilk (180ml)	Qty:600.000	Amul Kool Rose Milk (200 ml)	Qty:400.000	Amul Lassi (200ml)	Qty:300.000	Choco Barfee (250gm pack)	Qty:50.000	Gulab Barfee (250gm pack)	Qty:50.000			



Outstanding

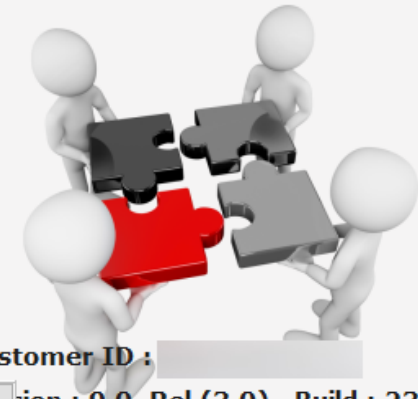


A/c. Ledger

Balance  
Sheet

Stock Report

Now, by "Right click" on any Product, we can see these options.



Customer ID :

Version : 9.0 Rel (3.0) Build : 234

Ledger

Stock Method

Sp. Report

🔍	ks & Namkeens	30660.00	Hari Om Sweets	20065.00	Jaysukh Lal Nasta	38450.00	Mahaveer Namkeens	11795.00	Mithakali Kandoi	4675.00	Prakash Sweets Mart	133	
🔍	Amul Buttermilk (180ml)	Qty:600.000	Amul Kool Rose Milk (200 ml)	Qty:400.000	Amul Lassi (200ml)	Qty:300.000	Choco Barfee (250gm pack)	Qty:50.000	Gulab Barfee (250gm pack)	Q			





Outstanding



A/c. Ledger



Balance Sheet



Stock Report

Here's a default facility is given that if any Product Stock goes into **negative**, it will show in **Red** colour Text with negative (-) sign.



Customer ID :

Version : 9.0 Rel (3.0) Build : 234

Ambar Snacks & Namkeens	30660.00	Hari Om Sweets	20065.00	Jaysukh Lal Nasta	38450.00	Mahaveer Namkeens	11795.00	Mithakal	
amara (150gm)	Qty:425.000	Sprite (500ml)	Qty:200.000	Thums Up (500ml)	Qty:-50.000	Wafers Masala (250gm)	Qty:300.000	Wafers Salted (250gm)	Qty:300.000

## **How to set the Sequences in the Ticker?**

Format List		
Track No	Seq	Format
<b>Accounts Payable</b>		
		A/c. Payable Namewise Report
<b>Accounts Receivable</b>		
1	1	A/c. Receivable Namewise Report
<b>Memorandum Voucher</b>		
		PDC Reminder
<b>Product Stock Ticker</b>		
1	2	Product Stock Ticker
		Reorder Level Report
<b>Reminder List</b>		
		Reminder

Track No   Seq.   Deselect   Save & Exit

We can set more than one **Seq.** in the same Track of the Ticker.

If we select Track No., by default, the Seq. will be assigned.

**Format List**

Track No	Seq	Format
<b>Accounts Payable</b>		
		A/c. Payable Namewise Report
<b>Accounts Receivable</b>		
1	1	A/c. Receivable Namewise Report
<b>Memorandum Voucher</b>		
		PDC Reminder
<b>Product Stock Ticker</b>		
1	2	Product Stock Ticker
		Reorder Level Report
<b>Reminder List</b>		
		Reminder

**Seq**

Seq. 2

1  
2  
3  
4  
5  
6  
7  
8  
9

Track No Seq. Deselect Save & Exit

By click on **Seq.** button or "F4" key, we will get the pop up to assign the Seq.

we can assign max. 9 Seq.s in the Ticker.



Outstanding



A/c. Ledger



Balance Sheet



Stock Report

When the track of the **A/c. Receivable Report** will be completed, the track of the **Product Stock Report** will appear in the second sequence.



Customer ID :

Version : 9.0 Rel (3.0) Build : 234

🔍	nkeens 4675.00	Prakash Sweets Mart 13340.00	Sant Sweet Mart 7190.00	Vaidehi Sweets 11813.00	Amul Buttermilk (180ml) Qty:600.000	Amul Kool Rose Milk (200 ml) Qty:400.000	An
---	----------------	------------------------------	-------------------------	-------------------------	-------------------------------------	--	----

In this way, we can set more than one **Seq.s** in the Ticker.



**How to make a new Format for the Ticker?**

Setup -&gt; Company Setup -&gt; Company Setup

Category	Description	Value
General Setup	<b>Ticker Setup</b>	
Advance Setup	Ticker Configuration	
Advance Modules	Ticker Style	Marquee
Master Setup	Ticker Speed	Medium
	Format List	
Ticker Setup		

We can make customize format for any Ticker in the "Format List".

Click on **Format List**.

Setup -> Company Setup -> Company Setup

Category	Description	Value
<b>General Setup</b>	<b>Ticker Setup</b>	
	Ticker Configuration	
<b>Advance Setup</b>	Ticker Style	Marquee
<b>Advance Modules</b>	Ticker Speed	Medium
<b>Master Setup</b>	Format List	
<b>VAT Setup</b>		
<b>GST Setup</b>		
<b>TDS/TCS Setup</b>		
<b>Report Setup</b>		
<b>Ticker Setup</b>		

**Ticker List**

**Ticker Format**

- Accounts Payable
- Accounts Receivable
- Memorandum Voucher
- Product Stock Ticker
- Reminder List

**Format List**

This **Ticker List** will open.  
We can set the Ticker's **Format** from here.  
(i.e. Forecolour, back colour, Font etc.)

Select any Ticker and click on  
**Format List** button.

Accounts Receivable Format List

Seq	Description
1	A/c. Receivable Namewise Report

This is the **default** format for the “A/c Receivable Namewise Report”.

Now, click on **Edit** button (Short cut key: “F4”).

AddEditDeleteCopyAd. Option

SystemCustom

**Report Format Setup : Accounts Receivable**

Step- 1 : Report Description

Description: A/c. Receivable Namewise Report

Filter: No

Track BackColor: ☐ Default  
Default  
Selected

Reset System Default

Back Next Finish

Now, this window will open.  
Here, we can see the **default** values which can **not** be edited.

We can change only Track's **BackColor**.



**Report Format Setup : Accounts Receivable**

Step-1 : Report Description

Description: A/c. Receivable Namewise

Filter: No

Track BackColor: Selected

**We can select any background colour for A/c. Receivable.**

**Color**

Basic colors:

Red	Yellow	Green	Cyan	Blue	Magenta	Pink
Dark Red	Dark Yellow	Dark Green	Dark Cyan	Dark Blue	Dark Magenta	Dark Pink
Light Green	Light Yellow	Light Blue	Light Cyan	Light Magenta	Light Pink	Light Grey
Dark Green	Dark Yellow	Dark Blue	Dark Cyan	Dark Magenta	Dark Pink	Dark Grey
Black	White	Grey	Light Grey	Dark Grey	Black	White

Custom colors:

Grey	Grey	Grey	Grey	Grey	Grey	Grey
Grey	Grey	Grey	Grey	Grey	Grey	Grey

Define Custom Colors >>

OK Cancel

Reset System Default


Back Next Finish

**Report Format Setup : Accounts Receivable**

Step-1 : Report Description

Description: A/c. Receivable Namewise Report

Filter: No

Track BackColor: Selected 

We have selected **Green** Background Colour for "A/c Receivable Report".

Now, click on **Finish** button and save the changes.


Reset to System Default

Back Next **Finish**

**Report Format Setup : Accounts Payable** Step-1 : Report Description

Description: A/c. Payable Namewise Report

Filter: No

Track BackColor: Selected 

Similarly, We have selected **Red** colour for "A/c. Payable Report".

Now, click on **Finish** button and save the changes.

Reset System Default

Back Next **Finish**



A/c. Ledger

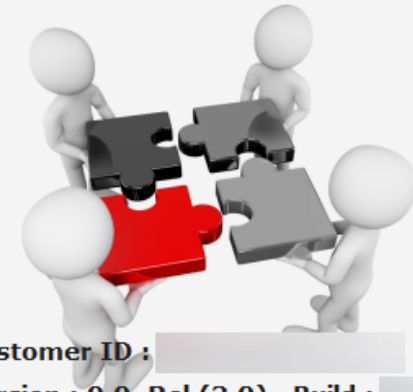


Balance Sheet



Stock Report

As per change in 'Format List', we can see "A/c. Receivable" Ticker in **Green** and "A/c Payable" Ticker in **Red**.



Customer ID :   
Version : 9.0 Rel (3.0) Build :

🔍		Ambar Snacks & Namkeens	30660.00	Hari Om Sweets	20065.00	Jaysukh Lal Nasta	38450.00	Mahaveer Namkeens	11795.00	Mithakali Kandoi	6048		
🔍		Abhirav Mart	3394.00	Ambika Sweets	23490.00	Amdavadi Khaman	18128.00	Gautam Sweet Mart	1925.00	Jamna Dairy	16958.00	Kargil Snakcs	498

**Accounts Receivable Format List**

Seq	Description
1	A/c. Receivable Namewise Report

Now, let see how to create a new customized Format List for the Ticker.

Click on **Add** button *or* press short cut key: "F3" to create a new Format list for the Ticker.

This will be similar to **Template Creation**.

☒ System
 ☐ Custom



Report Format Setup : Accounts Receivable

Step-1 : Report Description

Description  
Filter  
Track BackColor

A/c. Receivable with Mobile No.

No

Default

Insert a name for the new Format List.

We can Filter the record of the Ticker's details by selecting "Yes" and inserting equation based on condition.

Back Next Finish

**Report Format Setup : Accounts Receivable**

Step-1 : Report Description

Description: A/c. Receivable with Mobile No.

Filter: No

Track BackColor: Default

We can set the "BackColor" for the Ticker's Track.

Click on "Next"  
(Short cut key: "Ctrl + Right Arrow")

Back Next Finish

Report Format Setup : Accounts Receivable

Step-2 : Row Grouping

Seq	Group Name	Width	Dec	Display	Alignment	Forecolor	Backcolor	Size	Style
	<b>Account Detail</b>								
1	Party Name				Left	Default	Default	Default	Default
	Party Alias								
	Party Name (Alias Wise)								
	City								
	Area								
	State	25		Yes					
	Group Name	15		Yes					
	Bank Name	20		Yes					
	Bank Branch name	20		Yes					
	Bank Address	20		Yes					
	Bank IFSC Code	20		Yes					
	Bank Account No.	20		Yes					
	IBAN No.	20		Yes					
	SWIFT Code	20		Yes					

Selection Filter Extra Group Alignment Forecolor Backcolor Font Size Font Style Incr. Seq. Decr. Seq. Swap Seq. Up Swap Seq. Down Insert Seq.

Back Next Finish

Here, we have selected **Row Grouping** for the "Party Name", so we can get the details "Partywise". (i.e. Total Pending Amt.)

Click on **Next** button.

**Report Format Setup : Accounts Receivable**

Step-3 : Column Selection

Seq	Line	Description	Width	Dec	Total	Non Zero	Alignment	Forecolor	Backcolor	Size	Style
		<b>Account Detail</b>									
1	1	Party Name	27			No	Left	Default	Default	Default	Default
		Party Alias	15								
		Party Name (Alias Wise)	15								
2	2	City	15			No	Left	Default	Default	Default	Default
		Area	15								
		State	25								
		Group Name	15								
		Cl. Amount	14	2							
		PAN No	25								
		Bank Name	20								
		Bank Branch name	20								
		Bank Address	20								
		Bank IFSC Code	20								
		Bank Account No.	20								

Selection Filter Extra Details Total Non Zero Ad. Option Alignment Forecolor Backcolor Font Size Font Style Incr. Seq. Decr. Seq. Swap Seq. Up >>

Back Next Finish

By scrolling down..

As per selection here, we will get the details in the Ticker.

Report Format Setup : Accounts Receivable

Step-3 : Column Selection

Seq	Line	Description	Width	Dec	Total	Non Zero	Alignment	Forecolor	Backcolor	Size	Style
		Phone-3	15								
		Phone-R	15								
		Fax-1	15								
2	1	Mobile-1	20			No	Left	Default	Default	Default	Default
		Mobile-2	15								
		E-Mail									
		Contact Person-1									
		Contact Person-2									
		Website									
		<b>Voucher Detail</b>									
		Bill Date	10								
		Bill No	20								
		Cr/Db	10								
		Bill No. (Grouping)	10								
		Vou No.	20								
		Doc Date	10								

Selection Filter Extra Details Total Non Zero Ad. Option Alignment Forecolor Backcolor Font Size Font Style Incr. Seq. Decr. Seq. Seq. Up >>

Back Next Finish

We have selected Mob. No.

Click on Finish button.



[illegible]

Track No	Seq	Format
<b>Accounts Payable</b>		
		A/c. Payable Namewise Report
<b>Accounts Receivable</b>		
		A/c. Receivable Namewise Report
1	1	A/c. Receivable with Mob. No.
<b>Memorandum Voucher</b>		
		PDC Reminder
<b>Product Stock Ticker</b>		
		Product Stock Ticker
		Reorder Level Report
<b>Reminder List</b>		
Track No   Seq.   Deselect   Save & Exit		

The **new customized** Ticker Format will be found in Ticker Configuration. We must select it.



Outstanding

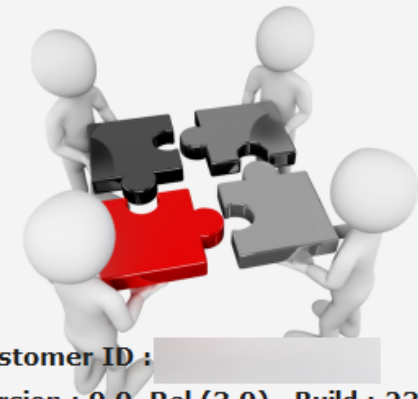


A/c. Ledger

Balance  
Sheet

Stock Report

This is our **customized** Ticker.  
Here, we can see the Party Name with  
Pending Amt., Mobile No. and the City.



Customer ID :

Version : 9.0 Rel (3.0) Build : 238

Ambar Snacks & Namkeens 25082.00 9191919191 Rajkot	Hari Om Sweets 20065.00 9090909090 Rajkot	Jamnadas Sweets & Snacks 5310.00 6868686868 Surat	Jaysukh Lal Nasta 38450.00 8080808088 Nasik	Mahaveer Namkeens 11795.00 9876543210 Ahmedabad	Mithakali Kandoi 6048.00 7474897845 Ahmedabad
---	--	--	--	--	--

In this way, we can set the  
Ticker in Miracle.



thank you!