

How to setup for Watermark in Miracle ?

--	--	--	--	--	--	--	--	--



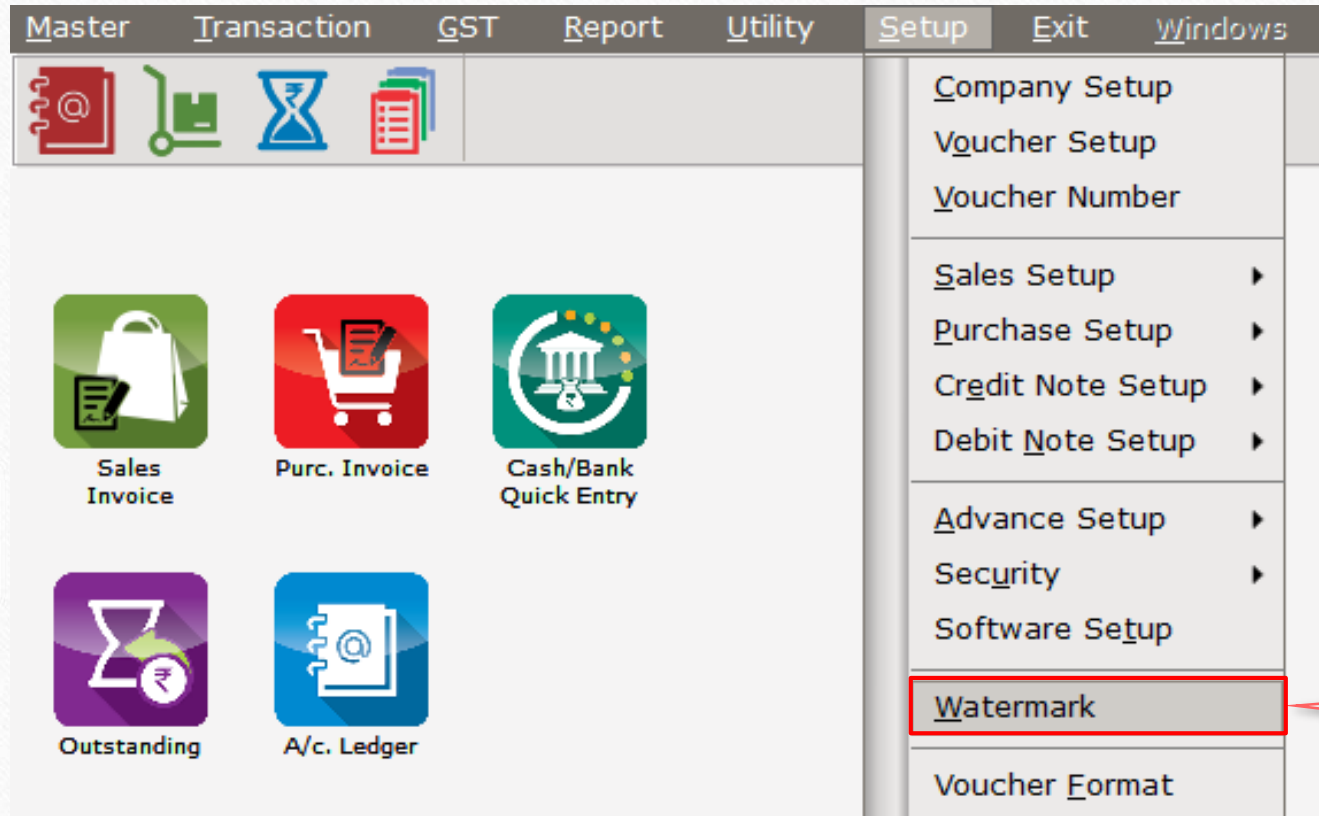
RKIT (Watermark Demo)

- ❖ In our Miracle Software, the 'Watermark' facility is available to set company's name or company's logo in the background of the voucher.
- ❖ Watermark facility is given in following Miracle copies:
 - Miracle Premium Copy,
 - Excise Copy,
 - Super Account Copy &
 - Sapphire Copy
- ❖ Watermark facility is available in all the Voucher Format & Report Printing (Templates).
- ❖ Let's see how to setup for Watermark in Miracle..

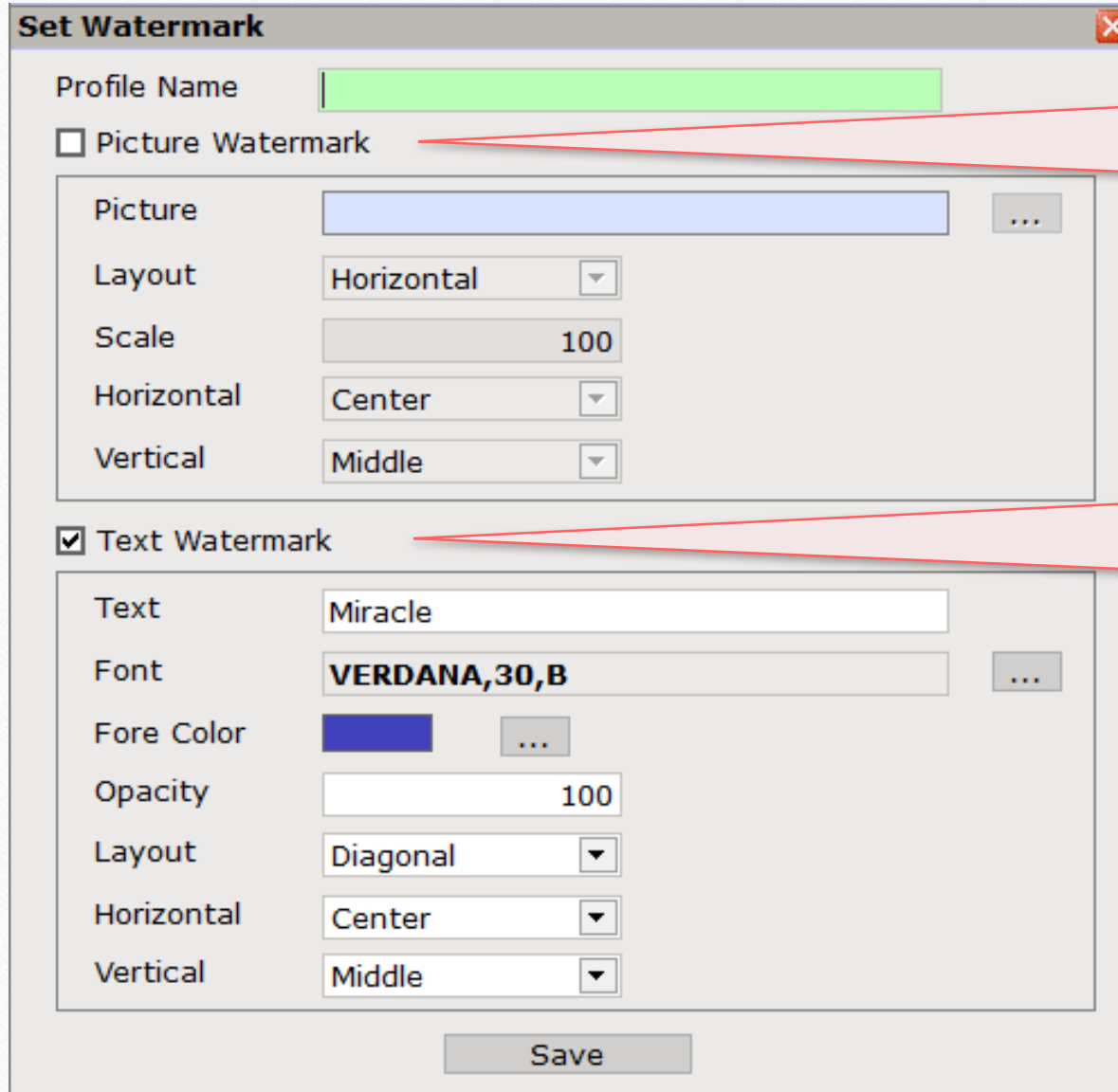
Setup -> Company Setup -> Company Setup

Category	Description	Value
General Setup	General Setup	
	Report Type (Default)	Vertical
Advance Setup	Cover Printing Detail	
Advance Modules	Stock Report	
Master Setup	First Unit Name	Qty
VAT Setup	Watermark	
GST Setup	Watermark Printing Required	Yes
TDS/TCS Setup		
Report Setup		

Click **Yes** to 'Watermark Printing' Required.



[illegible]



The 'Set Watermark' dialog box is shown with the following settings:

- Profile Name: [Empty text field]
- ☐ Picture Watermark
 - Picture: [Empty image selection box]
 - Layout: Horizontal
 - Scale: 100
 - Horizontal: Center
 - Vertical: Middle
- ☒ Text Watermark
 - Text: Miracle
 - Font: VERDANA,30,B
 - Fore Color: [Blue color swatch]
 - Opacity: 100
 - Layout: Diagonal
 - Horizontal: Center
 - Vertical: Middle
- Save button

If we want to add a Company's logo (any image), click on 'Picture Watermark'. We can setup for 'Picture Watermark' by selecting following options.

If we want to add a Company's name (text), click on 'Text Watermark'. We can setup for 'Text Watermark' by selecting following options.

Set Watermark [X]

Profile Name

☐ Picture Watermark

Picture ...

Layout ▾

Scale

Horizontal ▾

Vertical ▾

☒ Text Watermark

Text

Font ...

Fore Color ...

Opacity

Layout ▾

Horizontal ▾

Vertical ▾

Insert **Profile Name**.

Insert Text which we want to set as Watermark.

We can set Font, Opacity (transparency) & its Layout by selecting these options.

Now, a profile for Text Watermark is created.
We can select it in Voucher Print Format.

Select any voucher format and then press **Ctrl + Enter** or click on **OK** button.

1 1 100

RKIT Demo

R. K. House, 16, Vijay Plot, Gondal Road, Rajkot - 360002.
Phone : 0281 - 2468010, 2462543

Debit Memo **TAX INVOICE** **Original**

M/s. : Anand Computers
B-8, Neptune Towers,
Gondal Road,
Rajkot
Place of Supply : 24-Gujarat
GSTIN No. : 24AKYVF4527Q112

Invoice No. : GT/1
Date : 19/04/2018

SrNo	Product Name	HSN/SAC	Qty	Rate	GST %	Amount
1	DELL Laptop (Core i5)	84	5.000	36000.00	18.00	180000.00

By pressing **Ctrl + Home** or click on this icon, it will open Voucher format designing setup.

Voucher Format Designer -:SALE_E5G.FRX - Single Tax (Full Page)-(GST) Mouse Row: 1.43 Col: 5.63



Page Header

Company Name

Company Header Line-1

Company Header Line-2

Cash/Debit Memo

Tax/Retail Invoice

Copy T

M/s. : Party Name

Party Address-1-2

Party Address-3-4

Party City - PinCode

Place of Supply : State Code + Name

GSTIN No. : Party GSTIN No

Invoice No.

Bill No

Date

Bill Date

User Fld1

User Fld Val-1

User Fld2

User Fld Val-2

User Fld3

User Fld Val-3

SrNo	Product Name	HSN/SAC	Qty	Rate	GST+IGS	Amount
					B/F->	Product Amount
Sr No	Product Name	HSN/SAC	Product Qty-1	Product Rate	GST %	Product Amount

By pressing **F2** or click on this icon, we can set up in Voucher format to select Watermark.

Voucher Format Designer -:SALE_E5G.FRX - Single Tax (Full Page)-(GST) Mouse Row: 1.43 Col: 5.63

Page Header

Party Name

Header Line-1

Header Line-2

Cash/Debit Memo

Retail Invoice

Conv Type

M/s. : Party Name

Party Address-1-2

Party Address-3-4

Party City - PinCode

Place of Supply : State Code + Name

GSTIN No. : Party GSTIN No

SrNo	Product Name	HS
Sr No	Product Nam	

Page Size

Page Information

Paper Name A4 Custom Page

Width 8.2600 Height 11.6900

Variable Page Height ☐

Paper Orientation ☒ Portrait ☐ Landscape

Report Description Single Tax (Full Page)-(GST)

Default Report Font Verdana,8,N ...

Watermark No Watermark

OK

By pressing F2, page size & setup related popup will open.

At the end, there's Watermark option.

Voucher Format Designer -:SALE_E5G.FRX - Single Tax (Full Page)-(GST) Mouse Row: 1.43 Col: 5.63

Page Header

Company Name

Company Header Line-1

Company Header Line-2

Cash/Debit Memo Tax/Retail Invoice

M/s. : Party Name

Party Address-1-2

Party Address-3-4

Party City - PinCo

Place of Supply : State Code

GSTIN No. : Party GSTIN No

SrNo Product Name

Sr No Product Name

Page Size

Page Information

Width

Variable P

Paper Orientation

Report Description

Default Report Font

Watermark

Profile Name

Text/Image

No Watermark

RKIT Watermark Demo RKIT Watermark Demo

Add Edit Delete Copy

No Watermark

OK

Select 'Watermark' profile.

Voucher Format Designer -:SALE_E5G.FRX - Single Tax (Full Page)-(GST) Mouse Row: 1.43 Col: 5.63

Page Header

Company Name

Company Header Line-1

Company Header Line-2

Cash/Debit Memo Tax/Retail Invoice Conv Type

M/s. : Party Name

Party Address-1-2

Party Address-3-4

Party City - PinCode

Place of Supply : State Code + Name

GSTIN No. : Party GSTIN No

SrNo	Product Name	HS
Sr No	Product Name	

Page Size

Page Information

Paper Name A4 Custom Page

Width 8.2600 Height 11.6900

Variable Page Height ☐

Paper Orientation ☒ Portrait ☐ Landscape

Report Description Single Tax (Full Page)-(GST)

Default Report Font Verdana,8,N ...

Watermark RKIT Watermark Demo

OK

Press OK & save this page.

Debit Memo						
TAX INVOICE						
Original						
M/s. : Anand Computers B-8, Neptune Towers, Gondal Road, Rajkot Place of Supply : 24-Gujarat GSTIN No. : 24AKYVF4527Q112				Invoice No. : GT/1 Date : 19/04/2018		
SrNo	Product Name	HSN/SAC	Qty	Rate	GST %	Amount
1	DELL Laptop (Core i5)	84	5.000	36000.00	18.00	180000.00

In Preview, we can see the
Text Watermark.

Now, the watermark will print
when we print the invoice.

RKIT Watermark Demo

Set Watermark

Profile Name

Miracle Img Watermark Demo

☒ Picture Watermark

Picture

C:\MIRACLE9030\TEMP\PICTURE1.PNG

...

Layout

Horizontal

▼

Scale

100

Horizontal

Center

▼

Vertical

Middle

▼

☐ Text Watermark

Text

...

Font

...

Fore Color

...

Opacity

0

Layout

Diagonal

▼

Horizontal

Center

▼

Vertical

Middle

▼

Save

Now, we are going to make a profile for 'Picture Watermark'.

Select following image format:
.png, .jpg, .jpeg & .bitmap.

Select required options.

Click on **Save** button
to create a profile.

We created Picture Watermark Profile.
We can select it in Voucher Print Format.

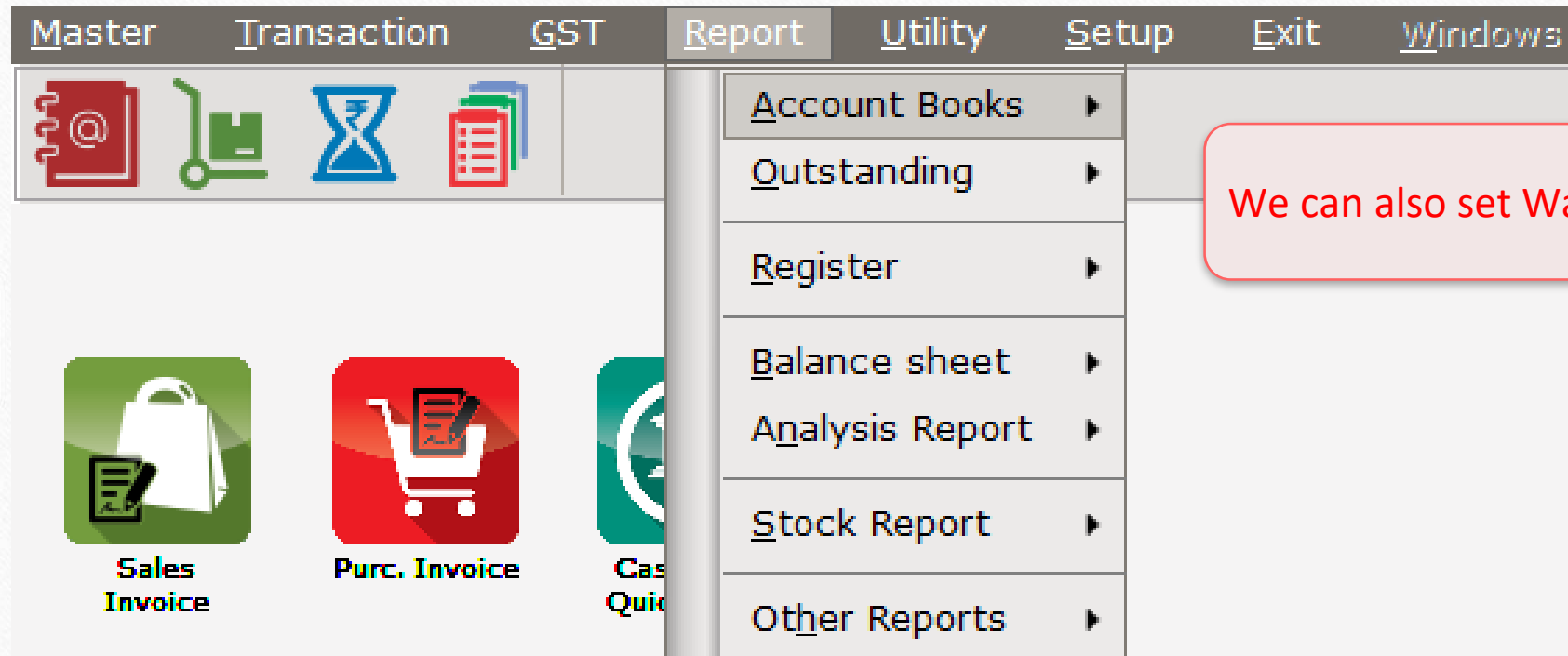
M/s. : Anand ComputersB-8, Neptune Towers,
Gondal Road,
Rajkot**Place of Supply :** 24-Gujarat**GSTIN No. :** 24AKYVF4527Q112**Invoice No. :** GT/1**Date :** 19/04/2018

SrNo	Product Name	HSN/SAC	Qty	Rate	GST %	Amount
1	DELL Laptop (Core i5)	84	5.000	36000.00	18.00	180000.00

As same as Text Watermark, we can select a Picture Watermark in Voucher Designing setup.

Now, the Picture Watermark will print when we print the invoice.





We can also set Watermark in Reports.

Report -> Account Books -> Ledger -> Account Ledger

Account Ledger

From 01/04/2018 To 31/03/2019

Account Name	City Name	Opening	Closing
Addi. VAT (I/P) 1% On 4%			
Addi. VAT (I/P) 2.5% On 12.5%			
Addi. VAT (I/P) 2.5% On 15%			
Addi. VAT (O/P) 1% On 4%			
Addi. VAT (O/P) 2.5% On 12.5%		34.25 CR	34.25 CR
Addi. VAT (O/P) 2.5% On 15%			
Anand Computers	Rajkot	103370.00 CR	109030.00 DB
Arvind Plastic Mall	Rajkot	377730.00 DB	377730.00 DB
Atos Hydraulic	Florence (Italy)	1050000.00 CR	1050000.00 CR
Axis Bank	Rajkot	11200.00 DB	11200.00 DB
Bhakti Traders	Raipur	754310.00 DB	754310.00 DB
Bitra Infoways Pvt. Ltd.	Ahmedabad	1126440.00 DB	1126440.00 DB
BizTech Computers	Rajkot		
BOI	Raipur	162000.00 DB	162000.00 DB
Campbell Industries	SA	1670000.00 DB	1670000.00 DB
Cash Account		79200.00 DB	79200.00 DB
Cash Ledger(Cess) - Primary Unit			
Cash Ledger(Cess- Interest) - Primary Unit			
Cash Ledger(Cess- Late Fee) - Primary Unit			
Cash Ledger(Cess- Other) - Primary Unit			
Cash Ledger(Cess- Penalty) - Primary Unit			
Cash Ledger(CGST) - Primary Unit			
Cash Ledger(CGST- Interest) - Primary Unit			
Cash Ledger(CGST- Late Fee) - Primary Unit			
Cash Ledger(CGST- Other) - Primary Unit			

This is Account Ledger Report.
Open Voucher Print format option
by pressing 'Ctrl + P' to select
Watermark.


Add Edit Delete Print Address Master Filter Date Format Next Setup E-Mail Kasar Havala Account Audit Multi Ledger Print

Print [X]

Format | **Advance**

Format

Account Ledger

Report On  Screen ▼

Copies ▼

No of Column ▼

Orientation ▼

Start Page ▼ End Page ▼

Watermark

Printer ...

Windows Mode

This is Print Format option for Account Ledger Report.

Here, we will find watermark option.

Print [X]

Format | **Advance**

Format

Account Ledger

Report On: Screen

Copies: 1

No of Columns: Orientation

Start Page: Add Edit Delete Copy

Watermark: No Water Mark

Printer: Microsoft Print to PDF

Windows Mode

OK

Profile Name	Text/Image
No Water Mark	
Miracle Img Watermark Dem	PICTURE1.PNG
RKIT Watermark Demo	RKIT Watermark Demo

Select Watermark profile.

Report Preview

Account Ledger Printing.....

1 3 100

Addi. VAT (I/P) 1% On 4%			
Addi. VAT (I/P) 2.5% On 12.5%			
Addi. VAT (I/P) 2.5% On 15%			
Addi. VAT (O/P) 1% On 4%			
Addi. VAT (O/P) 2.5% On 12.5%		34.25 CR	34.25 CR
Addi. VAT (O/P) 2.5% On 15%			
Anand Computers	Rajkot	103370.00 CR	109030.00 DB
Arvind Plastic Mall	Rajkot	377730.00 DB	377730.00 DB
Atos Hydraulic	Florence (Italy)	1050000.00 CR	1050000.00 CR
Axis Bank	Rajkot	11200.00 DB	11200.00 DB
Bhakti Traders	Raipur	754310.00 DB	754310.00 DB
Bitra Infoways Pvt. Ltd.	Ahmedabad	1126440.00 DB	1126440.00 DB
BizTech Computers	Rajkot		
BOI	Raipur	162000.00 DB	162000.00 DB
Campbell Industries	SA	1670000.00 DB	1670000.00 DB
Cash Account		79200.00 DB	79200.00 DB
Cash Ledger(Cess) - Primary Unit			
Cash Ledger(Cess- Interest) - Primary Unit			
Cash Ledger(Cess- Late Fee) - Primary Unit			
Cash Ledger(Cess- Other) - Primary Unit			
Cash Ledger(Cess- Penalty) - Primary Unit			
Cash Ledger(CGST) - Primary Unit			
Cash Ledger(CGST- Interest) - Primary Unit			
Cash Ledger(CGST- Late Fee) - Primary Unit			
Cash Ledger(CGST- Other) - Primary Unit			
Cash Ledger(CGST- Penalty) - Primary Unit			
Cash Ledger(IGST) - Primary Unit			
Cash Ledger(IGST- Interest) - Primary Unit			

Miracle®
Accounting Software

In Report preview, we can see the Picture Watermark.

Now, the Picture Watermark will print when we print the report.



thank you!